

Dual Channel Transmissive Sensor Performance Characteristics

HOA1889 Series

SCHEMATIC

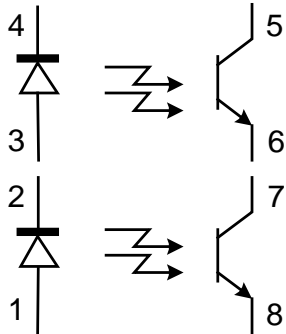


Figure 1: IRED Forward Bias Characteristics

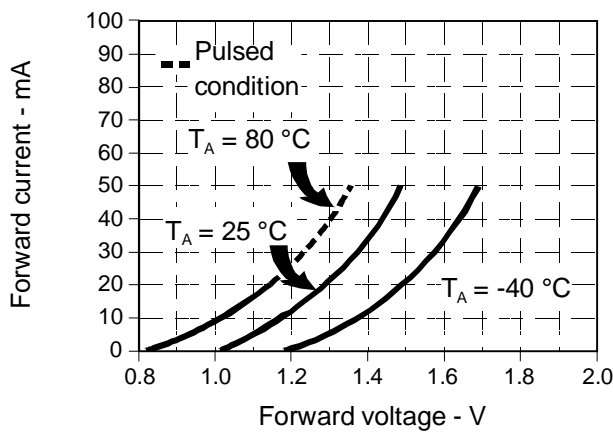


Figure 3: Detector Dark Current vs Temperature

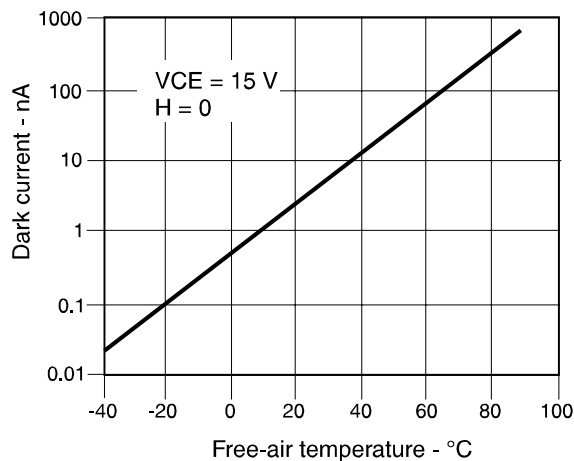


Figure 2: Non-saturated Switching Time vs Load Resistance

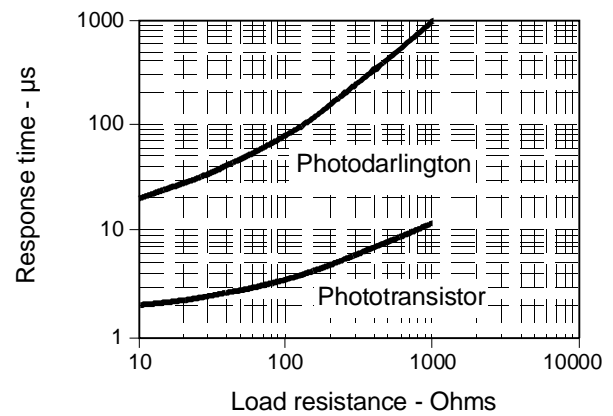
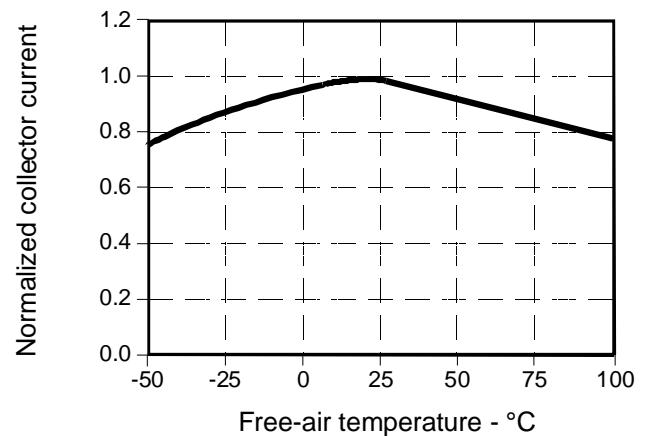


Figure 4: Collector Current vs Ambient Temperature



HOA1889 Series

WARRANTY/REMEDY

Honeywell warrants goods of its manufacture as being free of defective material and faulty workmanship. Contact your local sales office for warranty information. If warranted goods are returned to Honeywell during that period of coverage, Honeywell will repair or replace without charge those items it finds defective. The foregoing is Buyer's sole remedy and is **in lieu of all other warranties, expressed or implied, including those of merchantability and fitness for a particular purpose.**

While we provide application assistance, personally, through our literature, and through the Honeywell website, it is up to the customer to determine the suitability of the product in the application.

Specifications may change at any time without notice. The information we supply is believed to be accurate and reliable as of this printing. However, we assume no responsibility for its use.

SALES AND SERVICE

Sensing and Control serves its customers through a worldwide network of sales offices and distributors. For application assistance, current specifications, or the name of the nearest Authorized Distributor, contact a nearby sales office or call:

TELEPHONE

1-800-537-6945 (USA)
1-800-737-3360 (Canada)
1-815-235-6847 (International)

FAX

1-815-235-6545 (USA)

INTERNET

www.honeywell.com/sensing
info@micro.honeywell.com

Honeywell

MICRO SWITCH
Sensing and Control
Honeywell Inc.
11 West Spring Street
Freeport, Illinois 61032

