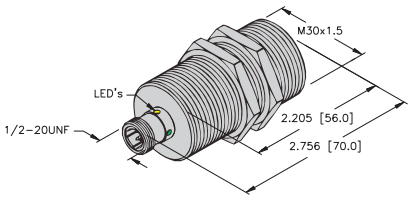
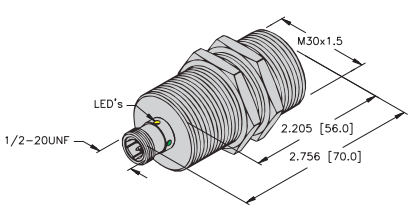
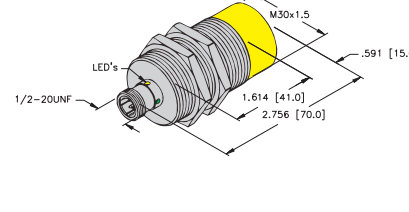
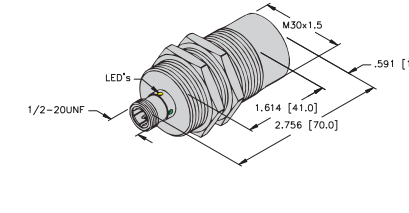


Inductive Sensors

Housing Style	Part Number	ID Number	Features	Sensing Range (mm)	Output
30 mm - Embeddable, <i>microfast</i>® Connection 	Bi 10-G30-ADZ30X2-B3131	T4207591		10	2-Wire AC/DC Short-Circuit Protected
	Bi 10U-G30-ADZ30X2-B3131	M4281613	Uprox	10	
	Bi 15-EG30H-ADZ30X2-B3131	T4207284	Stoneface	15	
	Bi 15-G30-ADZ30X2-B3131	T4207201		15	
		Bi 10-G30-AZ3X-B3131	T4372298		10
30 mm - Embeddable, <i>microfast</i> Connection, PTFE Coated 	Bi 10-GT30-ADZ30X2-B3131/S34	T4256203	WFI	10	2-Wire AC/DC Short-Circuit Protected
	Bi 10-GT30H-ADZ30X2-B3131/S34	T4256094	Stoneface, WFI	10	
	Bi 10-GT30H-ADZ30X2-B3131/S34/S1589	T4255281	weldguard®, WFI	10	
	Bi 10U-GT30-ADZ30X2-B3131	M4281623	Uprox	10	
30 mm - Nonembeddable, <i>microfast</i> Connection 	Ni 15-G30-AZ3X-B3131	T1306090		15	2-Wire AC
	Ni 20-G30-ADZ30X2-B3131	T4205406		20	2-Wire AC/DC Short-Circuit Protected
	Ni 20U-G30-ADZ30X2-B3131	M4281813	Uprox	20	
30 mm - Nonembeddable, <i>microfast</i> Connection, PTFE Coated 	Ni 20U-GT30-ADZ30X2-B3131	M4281823	Uprox	20	2-Wire AC/DC Short-Circuit Protected

For detailed sensor specifications see Section M.
 Normally Closed versions available upon request, consult factory.



Voltage	Switching Freq. (Hz)	Operating Current (mA) AC/DC	Operating Temp. (°C)	Protection	Housing	Face	Power LED	Output LED	Mating Cordset	Wiring Diagram #	Wiring Diagrams
20-250 VAC 10-300 VDC	20	≤400/300	-25 to +70	IP 67	CPB	PA 12	GN	RD	KB 3T-*	1	<p>Diagram 1</p>
	20	≤400/300	-30 to +85	IP 67	CPB	PA 12	GN	YE	KB 3T-*	1	
	20	≤400/300	-25 to +70	IP 67	SS	SF	GN	RD	KBE 3T-*/S600	1	
	20	≤400/300	-25 to +70	IP 67	CPB	PA 12	GN	RD	KB 3T-*	1	
20-250 VAC 10-300 VDC	20	≤400/300	-25 to +70	IP 67	CPB	PA 12	N/A	YE	KB 3T-*	1	
	20	≤400/300	-25 to +70	IP 67	TC	TC	GN	RD	KB 3T-*	1	
20-250 VAC 10-300 VDC	20	≤400/300	-25 to +70	IP 67	TC	SF	GN	RD	KBE 3T-*	1	
	20	≤400/300	-25 to +70	IP 67	TC	WG	GN	RD	KBE 3T-*/S600	1	
	20	≤400/300	-30 to +85	IP 67	TC	TC	GN	YE	KB 3T-*	1	
	20	≤400/300	-25 to +70	IP 67	CPB	PA 12	N/A	YE	KB 3T-*	1	
20-250 VAC 10-300 VDC	20	≤400/300	-25 to +70	IP 67	CPB	PA 12	GN	RD	KB 3T-*	1	
20-250 VAC 10-300 VDC	20	≤400/300	-30 to +85	IP 67	CPB	PA 12	GN	YE	KB 3T-*	1	
	20	≤400/300	-30 to +85	IP 67	TC	TC	GN	YE	KB 3T-*	1	

Barrels

* Length in meters.

For material descriptions see page M36.