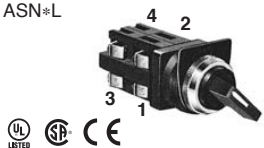










ASN Selector Switches (Knob Operator Type)

No. of Positions	Shape		ASN		Contact Arrangement Chart						
	Mounting Position	Type	L	R	Maintained	Spring Return from Right	Maintained	Spring Return from Left			
90° 2-position	10 (1NO)	1	NO		●	ASN310	ASN410	-	-		
		2	Dummy								
	11 (1NO-1NC)	1	NO		●	ASN311	ASN411				
		2	NC	●							
	20 (2NO)	1	NO		●	ASN320	ASN420				
		2	NO		●						
	22 (2NO-2NC)	1	NO		●	ASN322	ASN422				
		2	NC	●							
		3	NO		●						
		4	NC	●							
	7S (1NO-1NC)	1	NO	■		ASN37S	ASN47S				
		2	NC	■							
	10 (1NO)	1	NO	●		-	-			ASN3010	ASN4010
		2	Dummy								
	11 (1NO-1NC)	1	NO	●						ASN3011	ASN4011
		2	NC		●						
	20 (2NO)	1	NO	●						ASN3020	ASN4020
		2	NO	●							
22 (2NO-2NC)	1	NO	●		ASN3022			ASN4022			
	2	NC		●							
	3	NO	●								
	4	NC		●							
7S (1NO-1NC)	1	NO	■		ASN307S			ASN407S			
	2	NC	■								
45° 3-position	11 (1NO-1NC)	1	NO	●				ASN111	ASN211	-	-
		2	NC		●						
	22 (2NO-2NC)	1	NO	●				ASN122	ASN222		
		3	NO	●							
		4	NC		●						
	5S (2NO-2NC)	1	NO	●				ASN15S ★	ASN25S ★		
		2	NO		●						
		3	NC	■							
		4	NC	■							
	7S (2NC)	1	NC	■		ASN17S ★	ASN27S ★				
		2	NC	■							
	8S (4NC)	1	NC	■		ASN18S ★	ASN28S ★				
		2	NC	■							
		3	NC	■							
		4	NC	■							
	11 (1NO-1NC)	1	NO		●	ASN1011	ASN2011				
		2	NC	●							
	22 (2NO-2NC)	1	NO		●			ASN1022	ASN2022		
		2	NC	●							
		3	NO		●						
		4	NC	●							
	5S (2NO-2NC)	1	NO	●				ASN105S ★	ASN205S ★		
		2	NC	●							
		3	NO	■							
4		NC	■								
7S (2NC)	1	NC	■		ASN107S ★			ASN207S ★			
	2	NC	■								
8S (4NC)	1	NC	■		ASN108S ★	ASN208S ★					
	2	NC	■								
	3	NC	■								
	4	NC	■								

ASN Selector Switches (Lever Operator Type)

No. of Positions	Shape			ASN* L									
	Contact Arrangement Chart			 <ul style="list-style-type: none"> • Lever: Black • Round bezel (metal): Chrome-plated • Units marked with ★ differ in shape. See page 36 for dimensions. • Nameplates are ordered separately. 									
90° 2-position	Contact Code (ASN)	Contact Block		Operator Position		Maintained	Spring Return from Right	Maintained	Spring Return from Left				
		Mounting Position	Type	L	R								
	10 (1NO)	1	NO		•	ASN3L10	ASN4L10	-	-				
		2	Dummy										
	11 (1NO-1NC)	1	NO		•	ASN3L11	ASN4L11						
		2	NC	•									
	20 (2NO)	1	NO		•	ASN3L20	ASN4L20						
		2	NO		•								
	22 (2NO-2NC)	1	NO		•	ASN3L22	ASN4L22						
		2	NC	•									
		3	NO		•								
		4	NC	•									
	7S (1NO-1NC)	1	NO		•	ASN3L7S	ASN4L7S						
		2	NC	•									
	10 (1NO)	1	NO	•		-	-				ASN30L10	ASN40L10	
		2	Dummy										
	11 (1NO-1NC)	1	NO	•							ASN30L11	ASN40L11	
		2	NC		•								
	20 (2NO)	1	NO	•							ASN30L20	ASN40L20	
		2	NO		•								
22 (2NO-2NC)	1	NO	•		ASN30L22						ASN40L22		
	2	NC		•									
	3	NO	•										
	4	NC		•									
7S (1NO-1NC)	1	NO	•		ASN30L7S			ASN40L7S					
	2	NC		•									
45° 3-position	Contact Code (ASN)	Contact Block		Operator Position				Maintained	Spring Return from Left	Maintained	Spring Return from Right		
		Mounting Position	Type	L	C			R					
	11 (1NO-1NC)	1	NO	•					ASN1L11	ASN2L11	-	-	
		2	NC					•					
	22 (2NO-2NC)	1	NO	•					ASN1L22	ASN2L22			
		2	NC					•					
		3	NO	•									
		4	NC					•					
	5S (2NO-2NC)	1	NO	•			ASN1L5S ★	ASN2L5S ★					
		2	NO			•							
		3	NC			•							
		4	NC			•							
	7S (2NC)	1	NC			•	ASN1L7S ★	ASN2L7S ★					
		2	NC			•							
	8S (4NC)	1	NC			•	ASN1L8S ★	ASN2L8S ★					
		2	NC			•							
		3	NC			•							
		4	NC			•							
	11 (1NO-1NC)	1	NO	•			ASN10L11	ASN20L11					
		2	NC			•							
22 (2NO-2NC)	1	NO	•			ASN10L22	ASN20L22						
	2	NC			•								
	3	NO			•								
	4	NC			•								
5S (2NO-2NC)	1	NO	•			ASN10L5S ★	ASN20L5S ★						
	2	NC			•								
	3	NO			•								
	4	NC			•								
7S (2NC)	1	NC			•	ASN10L7S ★	ASN20L7S ★						
	2	NC			•								
8S (4NC)	1	NC			•	ASN10L8S ★	ASN20L8S ★						
	2	NC			•								
	3	NC			•								
	4	NC			•								

ASN Key Selector Switches

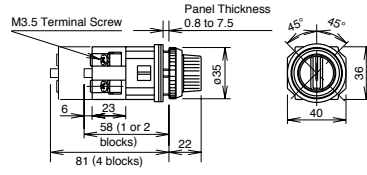
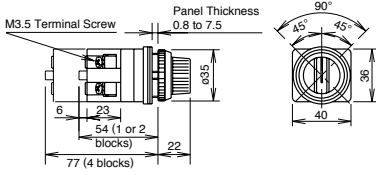
No. of Positions	Shape		ASN*K		<ul style="list-style-type: none"> • Cylinder: Chrome-plated • Round bezel (metal): Chrome-plated • On the spring-returned types, the keys can be released only from the maintained position. On the maintained types, the key can be released from every position. Key retained positions are also available. See page 12. • Key selector switch is supplied with two standard keys. Two different keys are available upon request. • Nameplates are ordered separately. 							
	Contact Arrangement Chart											
90° 2-position	Contact Code (ASN)	Contact Block		Operator Position		Maintained	Spring Return from Right	Maintained	Spring Return from Left			
		Mounting Position	Type	L	R							
	10 (1NO)	1	NO		●	ASN3K10	ASN4K10	-	-			
		2	Dummy									
	11 (1NO-1NC)	1	NO		●	ASN3K11	ASN4K11					
		2	NC	●								
	20 (2NO)	1	NO		●	ASN3K20	ASN4K20					
		2	NO		●							
	22 (2NO-2NC)	1	NO		●	ASN3K22	ASN4K22					
		2	NC	●								
		3	NO		●							
		4	NC	●								
	7S (1NO-1NC)	1	NO		■	ASN3K7S	ASN4K7S					
		2	NC	■								
	10 (1NO)	1	NO	●		-	-			ASN30K10	ASN40K10	
		2	Dummy									
	11 (1NO-1NC)	1	NO	●						ASN30K11	ASN40K11	
		2	NC		●							
20 (2NO)	1	NO	●		ASN30K20					ASN40K20		
	2	NO	●									
22 (2NO-2NC)	1	NO	●		ASN30K22			ASN40K22				
	2	NC		●								
	3	NO	●									
	4	NC		●								
7S (1NO-1NC)	1	NO		■	ASN30K7S			ASN40K7S				
	2	NC	■									
45° 3-position	Contact Code (ASN)	Contact Block		Operator Position				Maintained	Spring Return from Left	Maintained	Spring Return from Right	
		Mounting Position	Type	L	C			R				
	11 (1NO-1NC)	1	NO	●					ASN1K11	ASN2K11	-	-
		2	NC					●				
	22 (2NO-2NC)	1	NO	●					ASN1K22	ASN2K22		
		2	NC					●				
		3	NO	●								
		4	NC			●						
	5S (1NO-1NC) (1NO-1NC)	1	NO	●			ASN1K5S	ASN2K5S				
		2	NC			●						
		3	NO	■								
		4	NC			■						
	7S (1NO-1NC)	1	NO		■		ASN1K7S	ASN2K7S				
		2	NC	■								
	8S (2NO-2NC)	1	NO		■		ASN1K8S	ASN2K8S				
		2	NC	■								
		3	NO	■								
		4	NC		■							
	11 (1NO-1NC)	1	NO	●			-	-	ASN10K11	ASN20K11		
		2	NC			●						
	22 (2NO-2NC)	1	NO	●					ASN10K22	ASN20K22		
		2	NC			●						
		3	NO	●								
		4	NC			●						
5S (1NO-1NC) (1NO-1NC)	1	NO	●			ASN10K5S			ASN20K5S			
	2	NC			●							
	3	NO	■									
	4	NC			■							
7S (1NO-1NC)	1	NO		■		ASN10K7S			ASN20K7S			
	2	NC	■									
8S (2NO-2NC)	1	NO		■		ASN10K8S			ASN20K8S			
	2	NC	■									
	3	NO	■									
	4	NC		■								

ø30 ø30 Series Selector Switches

Dimensions

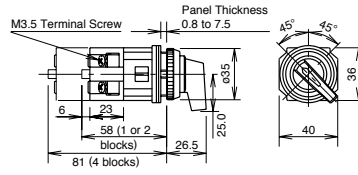
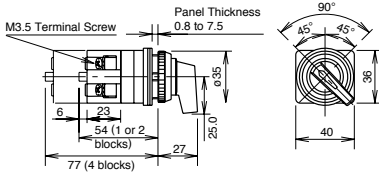
• Knob Operator Type

Dimensions of knob operator type marked with ★

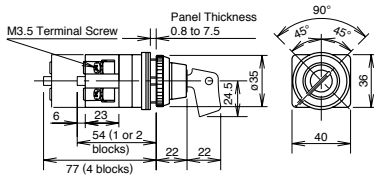


• Lever Operator Type

Dimensions of lever operator type marked with ★




• Key Selector Type



All dimensions in mm.

• Contact Block Mounting Position and Contact Arrangement Chart



		Left	Center	Right	
		L	C	R	Operator Position
1	NO	●			
2	NO			●	
3	NC		■		
4	NC	■			