MICRO SWITCH
a Honeywell Division
FED. MFG. CODE 91929

BRIDGE PRESSURE SENSOR

CATALOG LISTING
136PC65G2

THIS DRAWING COVERS A PROPRIETARY ITEM AND IS THE PROPERTY OF MICRO SWITCH. A DIVISION OF HONEYWELL. THIS DRAWING IS NOT TO BE COPIED OR USED WITHOUT THE APPROVAL OF MICRO SWITCH

GENERAL OPERATING CHARACTERISTICS

PRESSURE RANGE	0 TO 3360 mmHg (0 TO 65 PSIG)
OVERPRESSURE	12925 mmHg (250 PSI)
TEMPERATURE RANGES	
STORAGE	-55°C TO +125°C
OPERATE	-40°C TO +85°C
COMPENSATED	0°C TO +50°C
SUPPLY VOLTAGE	16 VDC MAX
INPUT RESISTANCE	6800 OHM TYP

ELECTRICAL PERFORMANCE AT 10.00±.01 VDC SUPPLY AND +25°C °C

NULL OFFSET	0 ±1 mV (AT 0 PSI)
F.S.O. /3\	27 ± 1.5 mV
LINEARITY (BFSL) INPUT > VENT	± 1.0% F.S.O. MAX /3\
HYSTERESIS & REPEATABILITY	± .15% F.S.O. TYP /3\

TEMPERATURE ERROR (25°C TO 0°C OR 25°C TO 50°C)

NULL SHIFT	± 4 mV MAX
SENSITIVITY SHIFT	± 3.0% F.S.O. MAX /3\

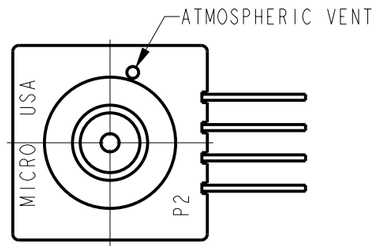

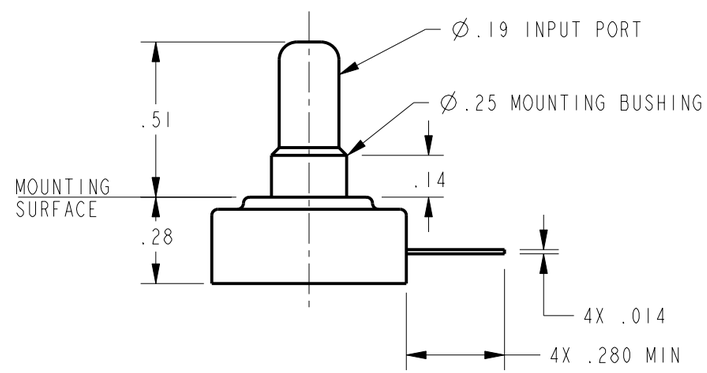

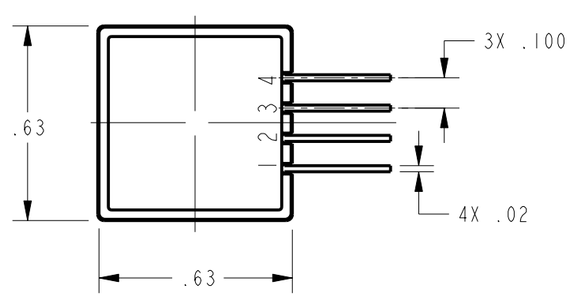

CIRCUIT DIAGRAM

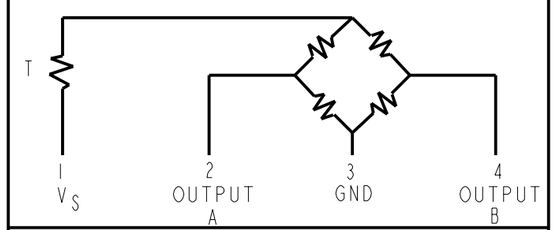

OUTPUT "A" INCREASES AS INPUT PRESSURE INCREASES
OUTPUT "B" DECREASES AS INPUT PRESSURE INCREASES

NOTES
1 - TERMINALS ARE PLATED FOR SOLDERING
2 - LIMIT SOLDERING TO 315°C MAX FOR 10 SECONDS MAX
3 - F.S.O. IS THE ALGEBRAIC DIFFERENCE BETWEEN THE OUTPUT END POINTS (NULL AND FULL PRESSURE)
4 - INPUT MEDIA LIMITED ONLY TO THOSE MEDIA THAT WILL NOT ATTACK POLYESTER, SILICON OR SILICONE BASED ADHESIVE

THIRD ANGLE PROJECTION
SCALE 2 : 1
DO NOT SCALE PRINT

UNLESS OTHERWISE SPECIFIED TOLERANCES ARE

ONE PLACE	(.0)	±.030
TWO PLACE	(.00)	±.015
THREE PLACE	(.000)	±.005
ANGLES		±

WEIGHT

ANSI Y14.5M-1982 APPLIES

136PC65G2 | CATALOG LISTING | PAGE 1 OF 1 | RELEASE NO. CO-77378 | REPLACES -
ISSUE 3
REVISIONS
A 206110 D L T 30 JUL 02
PTC/CAD 2D
DRAWN D L T 30 JUL 02 | CHECK | SAV 30 JUL 02 | CHECK | CHECK