
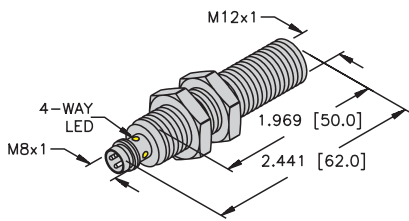
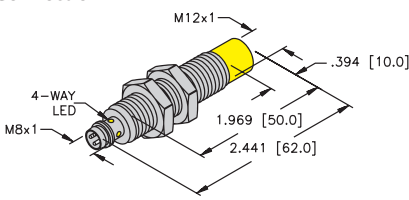
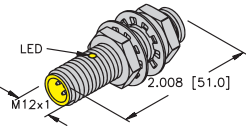
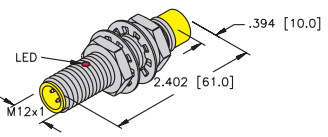
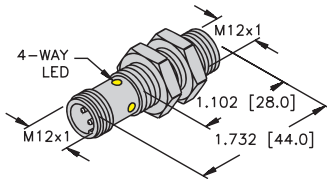
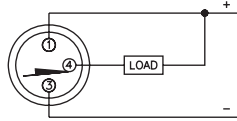
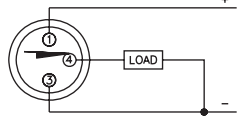
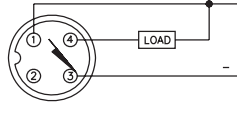
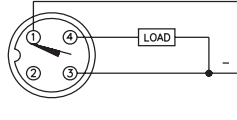
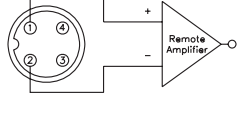
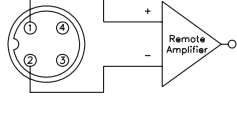
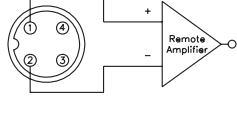
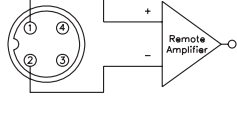
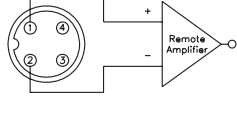


# Inductive Sensors



Housing Style	Part Number	ID Number	Features	Sensing Range (mm)	Output
<b>12 mm - Embeddable, picofast® Connection</b> 	Bi 2-G12-AN6X-V1131	T4635583		2	3-Wire DC NPN
	Bi 4-G12-AN6X-V1131	M1690707	Extended Range	4	
	Bi 2-G12-AP6X-V1131	T4606597		2	3-Wire DC PNP
	Bi 4-G12-AP6X-V1131	M1690703	Extended Range	4	
<b>12 mm - Nonembeddable, picofast Connection</b> 	Ni 5-G12-AN6X-V1131	T4635721		5	3-Wire DC NPN
	Ni 5-G12-AP6X-V1131	T4635690		5	3-Wire DC PNP
<b>12 mm - Embeddable, eurofast® Connection</b> 	Bi 2-G12-AN6X-H1141	T4606693		2	3-Wire DC NPN
	Bi 2-G12-AP6X-H1141	T4606595		2	3-Wire DC PNP
	Bi 4-EG12-AP6X-H1141	T4607091	Extended Range	4	
<b>12 mm - Nonembeddable, eurofast Connection</b> 	Ni 5-G12-AN6X-H1141	T4635793		5	3-Wire DC NPN
	Ni 5-G12-AN7X-H1141	T1714593		5	
	Ni 8-G12-AN6X-H1141	T4611383	Extended Range	8	
	Ni 5-G12-AP6X-H1141	T4635692		5	3-Wire DC PNP
	Ni 5-G12-Y0-H1141	T1005594		5	2-Wire DC NAMUR
<b>12 mm - Embeddable, eurofast Connection</b> 	Bi 2-G12K-AP6X-H1141	M4670260		2	3-Wire DC PNP

Voltage	Switching Freq. (Hz)	Operating Current (mA)	Operating Temp. (°C)	Protection	Housing	Face	Power LED	Output LED	Mating Cordset	Wiring Diagram #	Wiring Diagrams
10-30 VDC	2000	≤200	-25 to +70	IP 67	CPB	PA 12	N/A	YE	PKG 3Z-*	1	<b>Diagram 1</b> 
	2000	≤200	-25 to +70	IP 67	CPB	PA 12	N/A	YE	PKG 3Z-*	1	
10-30 VDC	2000	≤200	-25 to +70	IP 67	CPB	PA 12	N/A	YE	PKG 3Z-*	2	<b>Diagram 2</b> 
	2000	≤200	-25 to +70	IP 67	CPB	PA 12	N/A	YE	PKG 3Z-*	2	
10-30 VDC	2000	≤200	-25 to +70	IP 67	CPB	PA 12	N/A	YE	PKG 3Z-*	1	<b>Diagram 3</b> 
10-30 VDC	2000	≤200	-25 to +70	IP 67	CPB	PA 12	N/A	YE	PKG 3Z-*	2	<b>Diagram 4</b> 
10-30 VDC	2000	≤200	-25 to +70	IP 67	CPB	PA 12	N/A	YE	RK 4T-*	3	<b>Diagram 5</b> 
10-30 VDC	2000	≤200	-25 to +70	IP 67	SS	PA 12	N/A	YE	RKV 4T-*	4	
10-30 VDC	2000	≤200	-25 to +70	IP 67	CPB	PA 12	N/A	YE	RK 4T-*	3	<b>Diagram 5</b> 
	2000	≤200	-25 to +70	IP 67	CPB	PA 12	N/A	YE	RK 4T-*	3	
	2000	≤200	-25 to +70	IP 67	CPB	PA 12	N/A	YE	RK 4T-*	3	
10-30 VDC	2000	≤200	-25 to +70	IP 67	CPB	PA 12	N/A	YE	RK 4T-*	4	<b>Diagram 5</b> 
5-30 VDC	2000	Remote	-25 to +70	IP 67	CPB	PA 12	N/A	N/A	RK 4.21T-*	5	<b>Diagram 5</b> 
10-30 VDC	2000	≤200	-25 to +70	IP 67	CPB	PA 12	N/A	N/A	RK 4T-*	4	<b>Diagram 5</b> 

\* Length in meters.