

871L and 872L 3-wire DC Rectangular Sensors

Limit Switch Style



871L and 872L DC
Mini Quick-disconnect Style



871L and 872L DC
Micro Quick-disconnect Style



871L and 872L DC
Conduit Style

Specifications

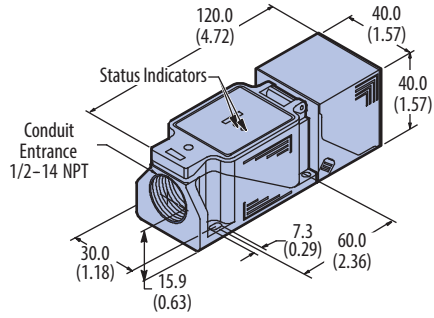
Attribute	871L Models	872L Models
Load Current	≤400 mA	≤200 mA
Leakage Current	≤10 µA	
Operating Voltage	10...60V DC	10...30V DC
Voltage Drop	≤2.4V	≤2.5V
Repeatability	≤5%	
Hysteresis	≤20% typical	
Protection Type	False pulse, transient noise, reverse polarity, short circuit, and overload	
Certifications	c-UL-us Listed and CE Marked for all applicable directives	
Enclosure Type Rating	NEMA 3, 4, 6, 12, 13; IP67 (IEC 529)	
Housing Material	Polyloy™	
Connection Type	<ul style="list-style-type: none"> Quick-disconnect: 4-pin mini, 4-pin micro Conduit Opening: 1/2-14 NPT internal thread with screw terminals 	
Indicator Status Indicators	<ul style="list-style-type: none"> Green: Power (blinks in SCP/overload), Orange: Output energized, Red: Alignment indicator 	<ul style="list-style-type: none"> Green: Power (blinks in SCP/overload) Orange: Output energized
Operating Temperature	-25...+70 °C (-13...+158 °F)	
Shock	30 g (1.06 oz), 11 ms	
Vibration	55 Hz, 1 mm amplitude, 3 planes	

Correction Factors

Target Material	Correction Factor
Steel	1.0
Stainless Steel	0.7...0.8
Brass	0.4...0.5
Aluminum	0.3...0.4
Copper	0.2...0.3

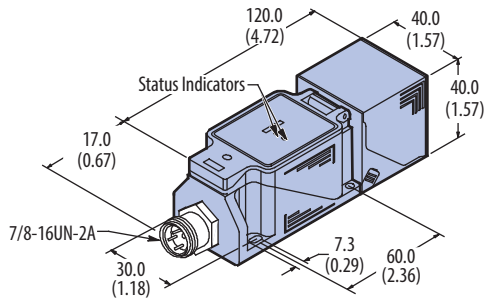
Approximate Dimensions [mm (in.)]

Conduit Style



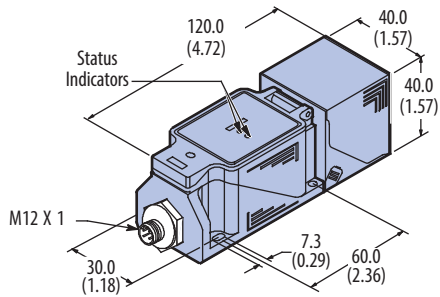
Note: Head can be rotated in 22.5° increments to provide 16 side-sensing positions or rotated for top-sensing.

Mini QD Style



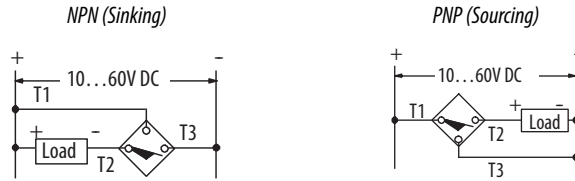
Note: Head can be rotated in 22.5° increments to provide 16 side-sensing positions or rotated for top-sensing.

Micro QD Style

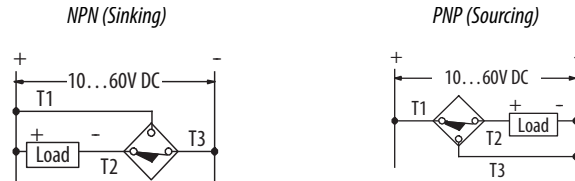


Wiring Diagrams

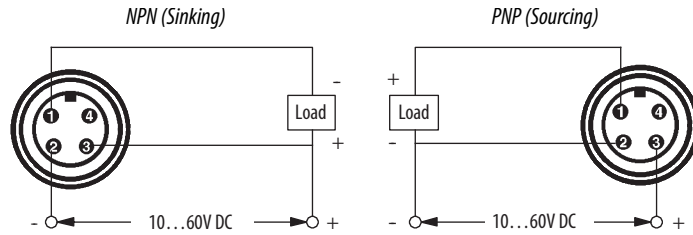
Normally Open



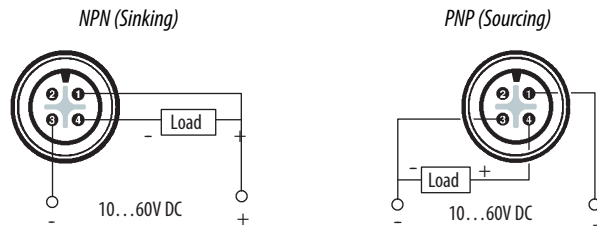
Normally Closed



Normally Open or Normally Closed



Normally Open or Normally Closed



871L AC/DC and 872L AC 2-wire Rectangular Sensors

Limit Switch Style



871L and 872L DC
Mini Quick-disconnect Style



871L and 872L DC
Micro Quick-disconnect Style



871L and 872L DC
Conduit Style

Specifications

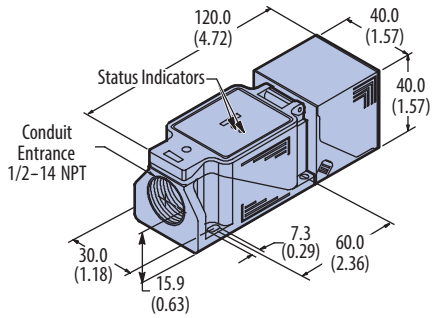
Attribute	871L Models	872L Models
Load Current	≤400 mA	≤500 mA
Load Current, Min.	2 mA	
Inrush Current (one cycle)	≤8 A	
Leakage Current	≤2 mA	
Operating Voltage	20...250V AC/DC	20...250V AC
Voltage Drop	≤5V	
Repeatability	≤5%	
Hysteresis	≤20%	
Protection Type	False pulse and transient noise	
Certifications	c-UL-us Listed and CE Marked for all applicable directives	
Enclosure Type Rating	NEMA 3, 4, 6, 12, 13; IP65 (IEC 529)	
Housing Material	Polyloy	
Connection Type	<ul style="list-style-type: none"> Quick Disconnect: 3-pin mini style, 3-pin micro style Conduit Opening: 1/2-14 NPT internal thread with screw terminals 	
Indicator Status Indicators	<ul style="list-style-type: none"> Green: Power (blinks in SCP/overload) Orange: Output energized 	
Operating Temperature	-25...+70 °C (-13...+158 °F)	
Shock	30 g (1.06 oz), 11 ms	
Vibration	55 Hz, 1 mm amplitude, 3 planes	

Correction Factors

Target Material	Correction Factor
Steel	1.0
Stainless Steel	0.7...0.8
Brass	0.4...0.5
Aluminum	0.3...0.4
Copper	0.2...0.3

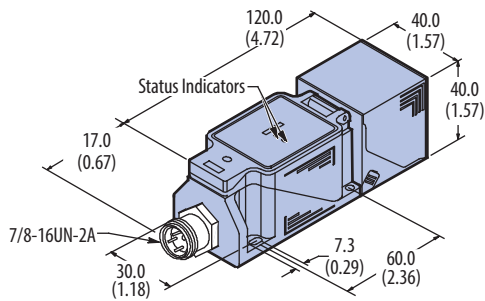
Approximate Dimensions [mm (in.)]

Conduit Style



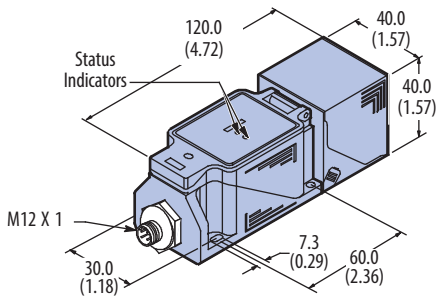
Note: Head can be rotated in 22.5° increments to provide 16 side-sensing positions or rotated for top-sensing.

Mini QD Style



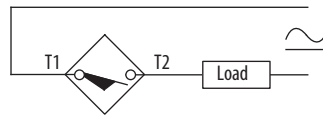
Note: Head can be rotated in 22.5° increments to provide 16 side-sensing positions or rotated for top-sensing.

Micro QD Style



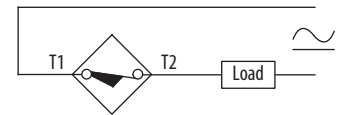
Wiring Diagrams

Normally Open



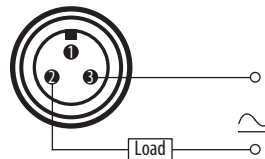
Note: Load can be switched to terminal 1.

Normally Closed



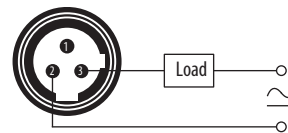
Note: Load can be switched to terminal 1.

Normally Open or Normally Closed



Note: Load can be switched to pin 3.

Normally Open or Normally Closed



Note: Load can be switched to pin 2.