

DC Micro Style, 18 and 22 AWG, Yellow, Black, or Blue PVC



4-pin DC Micro Cordset

Specifications

Attribute	Value
Certifications	UL Recognized and CSA Certified
Mechanical	
Coupling nut material	Epoxy-coated zinc
Material	Molded oil-resistant PUR
Contact material	Gold over nickel-plated brass
Cable type	Oil-resistant PVC jacket, 18 or 22 AWG conductors, 300V, UL Recognized and CSA Certified
Bend radius	10 x diameter
Cable diameter [mm (in.)]	2/c = 5 (0.21)
	3/c = 5 (0.21)
	4/c = 5 (0.21)
	5/c = 6.5 (0.25)
4/c (18 AWG) = 6.5 (0.25)	
Electrical	
Cable rating	UL AWM style 2661 VW-1 105C 300V, CSA AWM A/B I/II 80C 300V FT1, UV oil and water resistant
Assembly rating	250V, 4 A
Environmental	
Enclosure type rating	NEMA 6P, 1200 psi (8270 kPa) washdown, IP69K
Temperature rating	-20...+105 °C (-4...+221 °F)

Product Selection

Cordsets

No. of Pins	Color Code	Jacket Color	Wire Size [AWG]	Cat. No. ⁽¹⁾			
				Straight Female	Right Angle Female	Straight Male	Right Angle Male
2-pin	A	Yellow	22	889D-F2AC-2	889D-R2AC-2	889D-M2AC-2	889D-E2AC-2
	B	Black		889D-F2BC-Q2	889D-R2BC-Q2	—	—
3-pin	A	Yellow		889D-F3AC-2	889D-R3AC-2	889D-M3AC-2	889D-E3AC-2
	4-pin	Yellow		889D-F4AC-2	889D-R4AC-2	889D-M4AC-2	889D-E4AC-2
Yellow		18	889D-F4AE-2	889D-R4AE-2	889D-M4AE-2	889D-E4AE-2	
Black		22	889D-F4BC-2	889D-R4BC-2	889D-M4BC-2	889D-E4BC-2	
Blue			889D-F4LC-2	889D-R4LC-2	889D-M4LC-2	889D-E4LC-2	
5-pin	A	Yellow	22	889D-F5AC-2	889D-R5AC-2	889D-M5AC-2	889D-E5AC-2
		Black		889D-F5BC-2	889D-R5BC-2	889D-M5BC-2	889D-E5BC-2

(1) The 2 at the end of the catalog number is for 2 m cable length. Replace the 2 with 5 (5 m) or 10 (10 m) for standard cable lengths.

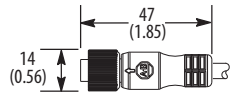
Patchcords

No. of Pins	Color Code	Jacket Color	Wire Size [AWG]	Cat. No. ⁽¹⁾			
				Straight Female Straight Male	Straight Female Right Angle Male	Right Angle Female Straight Male	Right Angle Female Right Angle Male
2-pin	A	Yellow	22	889D-F2ACDM-2	889D-F2ACDE-2	889D-R2ACDM-2	889D-R2ACDE-2
	B	Black		889D-F2BCDM-Q2	889D-F2BCDE-Q2	889D-R2BCDM-Q2	889D-R2BCDE-Q2
3-pin	A	Yellow	22	889D-F3ACDM-2	889D-F3ACDE-2	889D-R3ACDM-2	889D-R3ACDE-2
4-pin	A	Yellow		889D-F4ACDM-2	889D-F4ACDE-2	889D-R4ACDM-2	889D-R4ACDE-2
	A§	Yellow	889D-F4ACDM-V2	889D-F4ACDE-V2	889D-R4ACDM-V2	889D-R4ACDE-V2	
	A	Yellow	18	889D-F4AEDM-2	889D-F4AEDE-2	889D-R4AEDM-2	889D-R4AEDE-2
	A	Black	22	889D-F4BCDM-2	889D-F4BCDE-2	889D-R4BCDM-2	889D-R4BCDE-2
A	Blue	889D-F4LCDM-2		889D-F4LCDE-2	889D-R4LCDM-2	889D-R4LCDE-2	
5-pin	A	Yellow	22	889D-F5ACDM-2	889D-F5ACDE-2	889D-R5ACDM-2	889D-R5ACDE-2
		Black		889D-F5BCDM-2	889D-F5BCDE-2	889D-R5BCDM-2	889D-R5BCDE-2

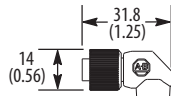
(1) The 2 at the end of the catalog number is for 2 m cable length. Replace the 2 with 0M3 (0.3 m), 1 (1 m), 5 (5 m), or 10 (10 m) for standard cable lengths.

IMPORTANT Stainless steel connector versions can be ordered by adding an S to the catalog number, for example, 889DS-F4AC-xx.

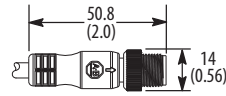
Approximate Dimensions



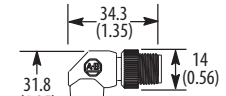
Straight Female



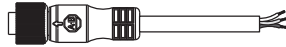
Right Angle Female




Straight Male



Right Angle Male



Example of Cordset



Example of Patchcord

Pinout and Color Code

Color Code	Face View Pinout							
	2-pin		3-pin		4-pin		5-pin	
A	1 NA 2 NA 3 Brown	4 Blue 5 NA	1 Brown 2 NA 3 Blue	4 Black 5 NA	1 Brown 2 White 3 Blue	4 Black 5 NA	1 Brown 2 White 3 Blue	4 Black 5 Gray
B	1 Brown 2 NA 3 NA	4 Blue 5 NA	-		-		-	