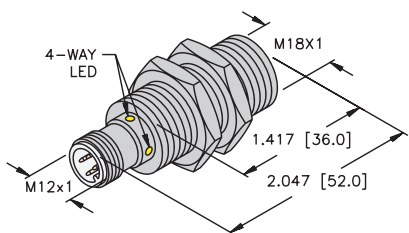
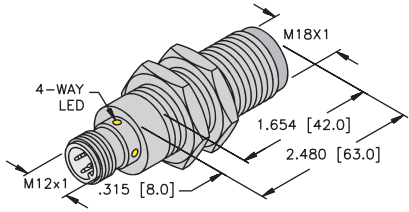
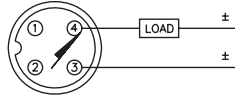
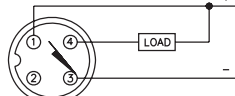
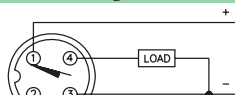
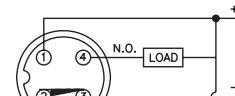
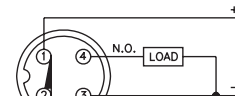
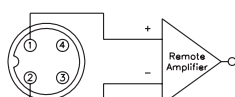
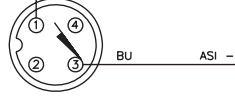
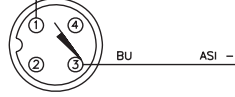


# Inductive Sensors



Housing Style	Part Number	ID Number	Features	Sensing Range (mm)	Output
<b>18 mm - Embeddable eurofast® Connection</b> 	Bi 5-M18-AD4X-H1141	T4414500		5	2-Wire DC
	Bi 7-M18-AD4X-H1141	T4414541	<i>Extended Range</i>	7	
	Bi 5-EM18-AN6X-H1141	T4614601		5	3-Wire DC NPN
	Bi 5-M18-AN6X-H1141	T4614600		5	
	Bi 5U-EM18-AN6X-H1141	M1635350	<i>Uprox</i>	5	
	Bi 5U-M18-AN6X-H1141	M1635150	<i>Uprox</i>	5	
	Bi 7-EM18WD-AN6X-H1141	M4614534	<i>Washdown</i>	7	
	Bi 8-M18-AN6X-H1141	T4615100	<i>Extended Range</i>	8	
	Bi 5U-M18-ASIX-H1140	M1901004	<i>Uprox</i>	5	2-Wire ASI-BUS
	Bi 5-EM18-AP6X-H1141	T4614501		5	3-Wire DC PNP
	Bi 5-M18-AP6X-H1141	T4614500		5	
	Bi 5U-EM18-AP6X-H1141	M1635340	<i>Uprox</i>	5	
	Bi 5U-M18-AP6X-H1141	M1635140	<i>Uprox</i>	5	
	Bi 7-EM18WD-AP6X-H1141	M4614531	<i>Washdown</i>	7	
	Bi 7-M18WD-AP6X-H1141	M4614529	<i>Washdown</i>	7	
	Bi 8-M18-AP6X-H1141	T4615000	<i>Ext. Range</i>	8	
	Bi 8-EM18H-AP6X-H1141	T4615094	<i>Ext. Range</i>	8	
	Bi 8-EM18H-AP6X-H1141/S1589	T4615099	<i>weldguard</i>	8	
	Bi 5-EM18-VN4X-H1141	T4614699	<i>Comp. Output</i>	5	4-Wire DC NPN
	Bi 5-M18-VN4X-H1141	T1571800	<i>Comp. Output</i>	5	
	Bi 8-M18-VN4X-H1141	T4590702	<i>Ext. Range</i>	8	4-Wire DC PNP
	Bi 5-M18-VP4X-H1141	T1561800	<i>Comp. Output</i>	5	
	Bi 8-M18-VP4X-H1141	T4590701	<i>Ext. Range</i>	8	4-Wire DC PNP
Bi 5-M18-VP4X-H1141	T1561800	<i>Comp. Output</i>	5		
Bi 5-M18-VP4X-H1141	T1561800	<i>Comp. Output</i>	5	4-Wire DC PNP	
Bi 8-M18-VP4X-H1141	T4590701	<i>Ext. Range</i>	8		
Bi 5-M18-Y1X-H1141	M4015200			5	2-Wire NAMUR
<b>18 mm - Embeddable eurofast Connection, Stainless Steel</b> 	Bi 5-EM18FM-AP6X-H1141	M4614539	<i>Stainless Steel Front Cap</i>	5	3-Wire DC PNP

Voltage	Switching Freq. (Hz)	Operating Current (mA)	Operating Temp. (°C)	Protection	Housing	Face	Power LED	Output LED	Mating Cordset	Wiring Diagram #	Wiring Diagrams
10-65 VDC	1000	≤100	-25 to +70	IP 67	CPB	PA 12	N/A	YE	RK 4.2T-*	1	<b>Diagram 1</b> 
	1000	≤100	-25 to +70	IP 67	CPB	PA 12	N/A	YE	RK 4.2T-*	1	
10-30 VDC	1000	≤200	-25 to +70	IP 67	SS	PA 12	N/A	YE	RKV 4T-*	2	<b>Diagram 2</b> 
	1000	≤200	-25 to +70	IP 67	CPB	PA 12	N/A	YE	RK 4T-*	2	
	2500	≤200	-30 to +85	IP 68	SS	PA 12	N/A	YE	RKV 4T-*	2	
	2500	≤200	-30 to +85	IP 67	CPB	PA 12	N/A	YE	RKV 4T-*	2	
	1000	≤200	-25 to +85	IP 68, 69K	SS	PVDF	N/A	YE	RK 4T-*	2	
18-33 VDC	500	≤200	-25 to +70	IP 67	SS	PA 12	N/A	YE	RK 4T-*	2	<b>Diagram 3</b> 
	200	N/A	-30 to +85	IP 68	CPB	PA 12	N/A	YE	RKC 254-*M	7	
10-30 VDC	1000	≤200	-25 to +70	IP 67	SS	PA 12	N/A	YE	RKV 4T-*	3	<b>Diagram 4</b> 
	1000	≤200	-25 to +70	IP 67	CPB	PA 12	N/A	YE	RK 4T-*	3	
	2500	≤200	-30 to +85	IP 68	SS	PA 12	N/A	YE	RKV 4T-*	3	
	2500	≤200	-30 to +85	IP 67	CPB	PA 12	N/A	YE	RK 4T-*	3	
	1000	≤200	-25 to +85	IP 68, 69K	SS	PVDF	N/A	YE	RK 4T-*	3	
	1000	≤200	-25 to +85	IP 68, 69K	CPB	PA 12	N/A	YE	RK 4T-*	3	
	500	≤200	-25 to +70	IP 67	SS	PA 12	N/A	YE	RK 4T-*	3	
	500	≤200	-25 to +70	IP 67	SS	SF	N/A	YE	RKV 4T-*	3	
10-65 VDC	1000	≤200	-25 to +70	IP 67	SS	PA 12	N/A	YE	RKV 4.4T-*	4	<b>Diagram 5</b> 
	1000	≤200	-25 to +70	IP 67	CPB	PA 12	N/A	YE	RK 4.4T-*	4	
	500	≤200	-25 to +70	IP 67	SS	PA 12	N/A	YE	RK 4.4T-*	4	
10-65 VDC	1000	≤200	-25 to +70	IP 67	CPB	PA 12	N/A	YE	RK 4.4T-*	5	<b>Diagram 6</b> 
	500	≤200	-25 to +70	IP 67	SS	PA 12	N/A	YE	RK 4.4T-*	5	
5-30 VDC	1000	Remote	-25 to +70	IP 67	CPB	PA 12	N/A	YE	RK 4.21T-*	6	<b>Diagram 7</b> 
10-30 VDC	180	≤200	-25 to +80	IP 68, 69K	SS	SS	N/A	YE	RKV 4T-*	3	<b>Diagram 7</b> 

\* Length in meters.