
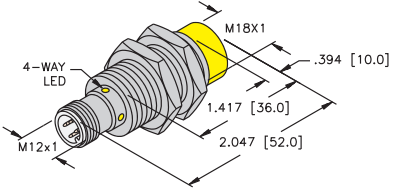
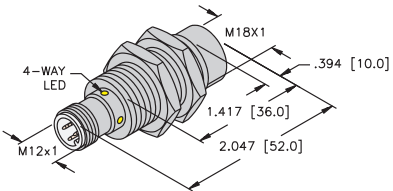


# Inductive Sensors



Housing Style	Part Number	ID Number	Features	Sensing Range (mm)	Output
<b>18 mm - Nonembeddable, eurofast® Connection</b> 	Ni 8-M18-AD4X-H1141	T4414700		8	2-Wire DC
	Ni 8-M18-AD4X-H1144	T4411288		8	
	Ni 14-M18-AD4X-H1141	T4417241	<b>Ext. Range</b>	14	
	Ni 14-M18-AD4X-H1144	T4417290	<b>Ext. Range</b>	14	
	Ni 8-M18-AN6X-H1141	T4614800		8	3-Wire DC NPN
	Ni 10-M18-AN6X-H1141	T4614892		10	
	Ni 12U-EM18-AN6X-H1141	M1645350	<b>Uprox</b>	12	
	Ni 12U-EM18-AN6X2-H1141	M1645355	<b>Uprox</b>	12	
	Ni 12U-M18-AN6X-H1141	M1645150	<b>Uprox</b>	12	
	Ni 14-M18-AN6X-H1141	T4611410	<b>Ext. Range</b>	14	
	Ni 15U-EM18-AN6X-H1141	M1635336	<b>Uprox+</b> <b>Stainless steel</b>	15	
	Ni 15U-M18-AN6X-H1141	M1635335	<b>Uprox+</b> <b>Stainless steel</b>	15	
	Ni 8-M18-AP6X-H1141	T4614700		8	3-Wire DC PNP
	Ni 10-M18-AP6X-H1141	T4641291		10	
	Ni 12U-EM18-AP6X-H1141	M1645340	<b>Uprox</b>	12	
	Ni 12U-EM18-AP6X2-H1141	M1645345	<b>Uprox</b>	12	
	Ni 12U-M18-AP6X-H1141	M1645140	<b>Uprox</b>	12	
	Ni 12U-M18-AP6X2-H1141	M1645145	<b>Uprox</b>	12	
	Ni 14-M18-AP6X-H1141	T4611400	<b>Ext. Range</b>	14	
	Ni 15U-EM18-AP6X-H1141	M1635332	<b>Uprox+</b> <b>Stainless steel</b>	15	
	Ni 15U-M18-AP6X-H1141	M1635331	<b>Uprox+</b> <b>Stainless steel</b>	15	
	Ni 8-M18-VN4X-H1141	T1571900	<b>Comp. Outputs</b>	8	4-Wire DC NPN
	Ni 14-M18-VN4X-H1141	T4590603	<b>Ext. Range</b>	14	
	Ni 8-M18-VP4X-H1141	T1561900	<b>Comp. Outputs</b>	8	4-Wire DC PNP
Ni 14-M18-VP4X-H1141	T4590602	<b>Ext. Range</b>	14		
Ni 10-M18-Y1X-H1141	M4015300		10	2-Wire NAMUR	
<b>18 mm - Nonembeddable, eurofast Connection, PTFE Coated</b> 	Ni 12U-MT18-AN6X-H1141	M1645250	<b>Uprox</b>	12	3-Wire DC NPN
	Ni 15U-MT18-AN6X-H1141	M1635337	<b>Uprox+</b> <b>PTFE</b>	15	
	Ni 15U-MT18-AN6X-H1141/S1589	M16353370	<b>Uprox+</b> <b>PTFE, weldguard</b>	15	
	Ni 12U-MT18-AP6X-H1141	M1645240	<b>Uprox</b>	12	3-Wire DC PNP
	Ni 12U-MT18-AP6X2-H1141	M1645245	<b>Uprox</b>	12	
	Ni 12U-MT18H-AP6X-H1141/S1589	M1645292	<b>weldguard® Uprox</b>	12	
	Ni 12U-MT18H-AP6X2-H1141/S1589	M1645293	<b>weldguard Uprox</b>	12	
	Ni 15U-MT18-AP6X-H1141	M1635333	<b>Uprox+</b> <b>PTFE</b>	15	
	Ni 15U-MT18-AP6X-H1141/S1589	M1635333-1	<b>Uprox+</b> <b>PTFE, weldguard</b>	15	

**For detailed sensor specifications see Section M.**  
**Normally Closed versions available upon request, consult factory.**



Voltage	Switching Freq. (Hz)	Operating Current (mA)	Operating Temp. (°C)	Protection	Housing	Face	Power LED	Output LED	Mating Cordset	Wiring Diagram #	Wiring Diagrams
10-65 VDC	500	≤100	-25 to +70	IP 67	CPB	PA 12	N/A	YE	RK 4.2T-*	1	<b>Diagram 1</b> 
	500	≤100	-25 to +70	IP 67	CPB	PA 12	N/A	YE	RK 4.23T-*	2	
	500	≤100	-25 to +70	IP 67	CPB	PA 12	N/A	YE	RK 4.2T-*	1	
	500	≤100	-25 to +70	IP 67	CPB	PA 12	N/A	YE	RK 4.23T-*	2	
10-30 VDC	1000	≤200	-25 to +70	IP 67	CPB	PA 12	N/A	YE	RK 4T-*	3	<b>Diagram 2</b> 
	1000	≤200	-25 to +70	IP 67	CPB	PA 12	N/A	YE	RK 4T-*	3	
	2000	≤200	-30 to +85	IP 68	SS	PA 12	N/A	YE	RKV 4T-*	3	<b>Diagram 3</b> 
	2000	≤200	-30 to +85	IP 68	SS	PA 12	GN	YE	RKV 4T-*	3	
	2000	≤200	-30 to +85	IP 67	CPB	PA 12	N/A	YE	RK 4T-*	3	
	500	≤200	-25 to +70	IP 67	CPB	PA 12	N/A	YE	RK 4T-*	3	
	1000	≤200	-30 to +85	IP 68	SS	LCP	N/A	YE	RK 4T-*	3	
	1000	≤200	-30 to +85	IP 68	CPB	LCP	N/A	YE	RK 4T-*	3	
10-30 VDC	1000	≤200	-25 to +70	IP 67	CPB	PA 12	N/A	YE	RK 4T-*	4	<b>Diagram 4</b> 
	1000	≤200	-25 to +70	IP 67	CPB	PA 12	N/A	YE	RK 4T-*	4	
	2000	≤200	-30 to +85	IP 68	SS	PA 12	N/A	YE	RKV 4T-*	4	
	2000	≤200	-30 to +85	IP 68	SS	PA 12	GN	YE	RKV 4T-*	4	<b>Diagram 5</b> 
	2000	≤200	-30 to +85	IP 67	CPB	PA 12	N/A	YE	RK 4T-*	4	
	500	≤200	-25 to +70	IP 67	CPB	PA 12	N/A	YE	RK 4T-*	4	
	1000	≤200	-30 to +85	IP 68	SS	LCP	N/A	YE	RK 4T-*	4	<b>Diagram 6</b> 
	1000	≤200	-30 to +85	IP 68	CPB	LCP	N/A	YE	RK 4T-*	4	
	1000	≤200	-30 to +85	IP 68	CPB	LCP	N/A	YE	RK 4T-*	4	
10-65 VDC	1000	≤200	-25 to +70	IP 67	CPB	PA 12	N/A	YE	RK 4.4T-*	5	<b>Diagram 7</b> 
	1000	≤200	-25 to +70	IP 67	CPB	PA 12	N/A	YE	RK 4.4T-*	5	
10-65 VDC	1000	≤200	-25 to +70	IP 67	CPB	PA 12	N/A	YE	RK 4.4T-*	6	
	1000	≤200	-25 to +70	IP 67	CPB	PA 12	N/A	YE	RK 4.4T-*	6	
5-30 VDC	500	Remote	-25 to +70	IP 67	CPB	PA 12	N/A	YE	RK 4.21T-*	7	
10-30 VDC	2000	≤200	-30 to +85	IP 67	TC	TC	N/A	YE	RK 4T-*	3	
	1000	≤200	-30 to +85	IP 68	TC	LCP	N/A	YE	RK 4T-*	3	
	1000	≤200	-30 to +85	IP 68	TC	WG	N/A	YE	RKC 4T-*/S1587	3	
10-30 VDC	2000	≤200	-30 to +85	IP 67	TC	TC	N/A	YE	RK 4T-*	4	
	2000	≤200	-30 to +85	IP 67	TC	TC	GN	YE	RK 4T-*	4	
	2000	≤200	-30 to +85	IP 67	TC	WG	N/A	YE	RKC 4T-*/S1587	4	
	2000	≤200	-30 to +85	IP 67	TC	WG	GN	YE	RKC 4T-*/S1587	4	
	1000	≤200	-30 to +85	IP 68	TC	LCP	N/A	YE	RK 4T-*	4	
	1000	≤200	-30 to +85	IP 68	TC	LCP	N/A	YE	RK 4T-*	4	

Barrels

For material descriptions see page M36.