


Inverse Time Circuit Breakers, 125 Amps Thermal-Magnetic, Type NZM(H)6(B)...-NA

UL/CSA, IEC/EN 60 947-2

1	2	3	4	5	6	7
	Fixed Thermal Setting	Adjustable magnetic trip, supplied standard with the breaker	Adjustable magnetic trip, available as a substitute to standard ratings. Refer to ordering info below. Amps	UL/CSA Interrupting ratings (AC, 60Hz) RMS Sym Amps @ 240 V 480 V 600 V	Type Standard	Price \$
Standard Interrupting Rating NZM 6B-.../ZM 6A-...-NA						
	15	160 – 320	100 – 200	25kA 25kA 14kA	NZM 6B-63/ZM 6A-15-NA	See Price List
	20	160 – 320	100 – 200		NZM 6B-63/ZM 6A-20-NA	See Price List
	25	160 – 320	100 – 200		NZM 6B-63/ZM 6A-25-NA	See Price List
	30	260 – 500	100 – 200 , 160 – 320		NZM 6B-63/ZM 6A-30-NA	See Price List
	35	260 – 500	100 – 200 , 160 – 320		NZM 6B-63/ZM 6A-35-NA	See Price List
	40	400 – 800	160 – 320 , 260 – 500		NZM 6B-63/ZM 6A-40-NA	See Price List
	50	400 – 800	160 – 320 , 260 – 500		NZM 6B-63/ZM 6A-50-NA	See Price List
	60	400 – 800	160 – 320 , 260 – 500		NZM 6B-63/ZM 6A-60-NA	See Price List
	70	600 – 1200	260 – 500 , 400 – 800		NZM 6B-100/ZM 6A-70-NA	See Price List
	80	600 – 1200	260 – 500 , 400 – 800		NZM 6B-100/ZM 6A-80-NA	See Price List
	90	600 – 1200	260 – 500 , 400 – 800		NZM 6B-100/ZM 6A-90-NA	See Price List
	100	600 – 1200	260 – 500 , 400 – 800		NZM 6B-100/ZM 6A-100-NA	See Price List
	125	600 – 1200	400 – 800 , 1000 – 2000		NZM 6B-160/ZM 6A-125-NA	See Price List
High Interrupting Rating NZMH6-.../ZM 6A-...-NA, UL/CSA Current-Limiting circuit breaker						
	15	160 – 320	100 – 200	100kA 65kA 25kA	NZMH 6-63/ZM 6A-15-NA	See Price List
	20	160 – 320	100 – 200		NZMH 6-63/ZM 6A-20-NA	See Price List
	25	160 – 320	100 – 200		NZMH 6-63/ZM 6A-25-NA	See Price List
	30	260 – 500	100 – 200 , 160 – 320		NZMH 6-63/ZM 6A-30-NA	See Price List
	35	260 – 500	100 – 200 , 160 – 320		NZMH 6-63/ZM 6A-35-NA	See Price List
	40	400 – 800	160 – 320 , 260 – 500		NZMH 6-63/ZM 6A-40-NA	See Price List
	50	400 – 800	160 – 320 , 260 – 500		NZMH 6-63/ZM 6A-50-NA	See Price List
	60	400 – 800	160 – 320 , 260 – 500		NZMH 6-63/ZM 6A-60-NA	See Price List
	70	600 – 1200	260 – 500 , 400 – 800		NZMH 6-100/ZM 6A-70-NA	See Price List
	80	600 – 1200	260 – 500 , 400 – 800		NZMH 6-100/ZM 6A-80-NA	See Price List
	90	600 – 1200	260 – 500 , 400 – 800		NZMH 6-100/ZM 6A-90-NA	See Price List
	100	600 – 1200	260 – 500 , 400 – 800		NZMH 6-100/ZM 6A-100-NA	See Price List
	125	600 – 1200	400 – 800 , 1000 – 2000		NZMH 6-160/ZM 6A-125-NA	See Price List

Type **NZM 6B-.../ZM 6A-...-NA** Molded Case Circuit Breakers are UL Listed (UL 489) and CSA Certified (22.2 Nr. 5.1) Inverse Time, thermal-magnetic Circuit Breakers with a fixed thermal and adjustable magnetic trip function.
 Type **NZMH 6-.../ZM 6A-...-NA** Molded Case Circuit Breakers are UL Listed (UL 489) and CSA Certified (22.2 Nr. 5.1) Inverse Time, thermal-magnetic Current Limiting Circuit Breakers with a fixed thermal and adjustable magnetic trip function.
 Both types are CE Marked and in Conformity with IEC/EN 60 947-2 (Circuit Breakers), which also makes them suitable internationally as inverse time molded case circuit breakers. Consult the technical data at the back of this section and Moeller Electric for IEC/EN ratings.



Ordering Information:
 State type from Column 6. Example: **NZM 6B-63/ZM6A-50-NA**. (Magnetic Trip range per Column 3).
 Optional: Select a substitute magnetic trip range from column 4. Specify it in the Type number by including the number in bold.
 Example: **NZM 6B-63/ZM6A-50-500-NA**

Note:
 - Operating Handle supplied separately. Consult page 8/18 for available handle types.
 - Consult page 8/16 - 21 for additional accessories.
 - Line and Load field-wiring terminals for cable connection supplied as standard.

Disconnect Switches, Molded Case Switches



Molded Case Circuit Breakers- Instantaneous Trip type, 125 Amp NZM(H)6(B)-.../ZM6-...-OBI...

1	2	3	4	5
Frame Rating	Continuous Current Rating	Adjustable Magnetic Trip Range	Type	Price
	Amps	Amps		\$
Instantaneous Trip Circuit Breakers Up to 600 V AC, UL/CSA				
Standard Interrupting Ratings 	33	100 - 200	NZM 6B-63/ZM 6-33-200-OBI-CNA	See Price List
	50	260 - 500	NZM 6B-63/ZM 6-50-500-OBI-CNA	See Price List
	60	400 - 800	NZM 6B-63/ZM 6-60-800-OBI-CNA	See Price List
	80	260 - 500	NZM 6B-100/ZM 6-80-500-OBI-CNA	See Price List
	100	600 - 1200	NZM 6B-100/ZM 6-100-1200-OBI-CNA	See Price List
	125	1000 - 2000	NZM 6B-160/ZM 6-125-2000-OBI-CNA	See Price List
NZM 6B-.../ZM6-...-OBI-CNA (125 Amps)				
High Fault Interrupting Ratings 	33	100 - 200	NZMH 6-63/ZM 6-33-200-OBI-CNA	See Price List
	50	260 - 500	NZMH 6-63/ZM 6-50-500-OBI-CNA	See Price List
	60	400 - 800	NZMH 6-63/ZM 6-60-800-OBI-CNA	See Price List
	80	260 - 500	NZMH 6-100/ZM 6-80-500-OBI-CNA	See Price List
	100	600 - 1200	NZMH 6-100/ZM 6-100-1200-OBI-CNA	See Price List
	125	1000 - 2000	NZMH 6-160/ZM 6-125-2000-OBI-CNA	See Price List
NZMH6-.../ZM6-...-OBI-CNA (125 Amps)				

Type **NZM6B-.../ZM6-...-OBI...** and **NZMH6-.../ZM6-...-OBI...** Molded Case Circuit Breakers are UL Recognized (UL 489) and CSA Certified (22.2 Nr. 5.1) Instantaneous Trip type Circuit Breakers with an adjustable magnetic trip function. Per NEC, they provide motor short circuit protection as part of a listed combination motor controller that includes coordinated motor overload protection. Short circuit interrupting ratings are, therefore, established and valid only for the listed combination motor controller assembly and associated housing or enclosure.

The **NZMH6** instantaneous trip circuit breaker features a current limiting design contact assembly and can provide high fault short circuit current ratings of up to 65kA @ 480VAC.

Consult Section 3 of this catalog for Combination Motor Controller short circuit ratings as standard starters featuring Type **NZM** Instantaneous Trip Circuit Breakers.

Consult Moeller Electric for Combination Motor Controller high fault short circuit ratings as Motor Control Center unit starters featuring Type **NZMH** Instantaneous Trip Circuit Breakers.

Ordering Information:



State type from Column 4. Example: **NZM6B-63/ZM6-33-200-OBI-CNA**

Note:

- Operating Handle supplied separately. Consult page 8/18 for available handle types.
- Consult page 8/16 - 21 for additional accessories.
- Line and Load field-wiring terminals for cable connection supplied as standard.
- Consult Moeller Electric for Type **NZM(H)6(B)** Instantaneous Breakers with lower continuous current ratings.

Motor Disconnect Switches Type NZM(H)6(B)-.../ZM6-...-CNA

UL/CSA, IEC/EN 60 947-2

1	2	3	4				5	6	
Frame Rating	Adjustable Thermal Range for motor overload protection	Adjustable Magnetic Trip Range	Maximum HP Rating 3 Phase @				Type	Price	
	Amps	Amps	200 V HP	230 V HP	460 V HP	575 V HP	Standard	\$	
Standard Short Circuit Ratings									
NZM 6B-.../ZM6-...-CNA									
	15 - 25	160 - 320	5	7 1/2	15	20	NZM 6B-63/ZM 6-25-CNA	See Price List	
	25 - 40	260 - 500	10	10	30	40	NZM 6B-63/ZM 6-40-CNA	See Price List	
	40 - 63	400 - 800	20	20	40	60	NZM 6B-63/ZM 6-63-CNA	See Price List	
	63 - 100	600 - 1200	30	30	75	100	NZM 6B-100/ZM 6-100-CNA	See Price List	
	100 - 125	1000 - 2000	40	40	100	125	NZM 6B-160/ZM 6-125-2000-CNA	See Price List	
	with optional lower magnetic trip values:								
	(125 Amps)	15 - 25	100 - 200	5	7 1/2	15	20	NZM 6B-63/ZM 6-25-200-CNA	See Price List
		25 - 40	160 - 320	10	10	30	40	NZM 6B-63/ZM 6-40-320-CNA	See Price List
		40 - 63	260 - 500	20	20	40	60	NZM 6B-63/ZM 6-63-500-CNA	See Price List
		63 - 100	400 - 800	30	30	75	100	NZM 6B-100/ZM 6-100-800-CNA	See Price List
	100 - 125	600 - 1200	40	40	100	125	NZM 6B-160/ZM 6-125-CNA	See Price List	
High Fault Short Circuit Ratings									
NZMH6-.../ZM6-...-CNA									
	15 - 25	160 - 320	5	7 1/2	15	20	NZMH 6-63/ZM 6-25-CNA	See Price List	
	25 - 40	260 - 500	10	10	30	40	NZMH 6-63/ZM 6-40-CNA	See Price List	
	40 - 63	400 - 800	20	20	40	60	NZMH 6-63/ZM 6-63-CNA	See Price List	
	63 - 100	600 - 1200	30	30	75	100	NZMH 6-100/ZM 6-100-CNA	See Price List	
	100 - 125	1000 - 2000	40	40	100	125	NZMH 6-160/ZM 6-125-2000-CNA	See Price List	
	with optional lower magnetic trip values:								
	(125 Amps)	15 - 25	100 - 200	5	7 1/2	15	20	NZMH 6-63/ZM 6-25-200-CNA	See Price List
		25 - 40	160 - 320	10	10	30	40	NZMH 6-63/ZM 6-40-320-CNA	See Price List
		40 - 63	260 - 500	20	20	40	60	NZMH 6-63/ZM 6-63-500-CNA	See Price List
		63 - 100	400 - 800	30	30	75	100	NZMH6-100/ZM 6-100-800-CNA	See Price List
	100 - 125	600 - 1200	40	40	100	125	NZMH 6-160/ZM 6-125-CNA	See Price List	

Types **NZM6B-.../ZM6-...-CNA** and **NZMH6-.../ZM6-...-CNA** Disconnect Switches are UL recognized (UL 508) and CSA certified (22.2 Nr. 14) as 3 pole, HP rated manual motor disconnects with built-in thermal trips for motor overload protection. An adjustable dial on the front of the switch (refer to column 2) can be set to the Motor Full Load Current.

They also feature an adjustable magnetic trip to provide additional protection in case of short circuits. Per NEC, Branch Circuit Overcurrent protection devices must be provided separately.

Type	UL/CSA Short Circuit Current Rating RMS Sym Rating @		
	240VAC	480VAC	600VAC
NZM6B-.../ZM6-...-CNA	25 kA	25 kA	14 kA
NZMH6-.../ZM6-...-CNA	100 kA	65 kA	25 kA


Types **NZM6B-.../ZM6-...-CNA** and **NZMH6-.../ZM6-...-CNA** Disconnect Switches are CE Marked and in Conformity with IEC/EN 60 947-2 (Circuit Breakers), which makes them suitable internationally as inverse time molded case circuit breakers with adjustable thermal and magnetic trips. Consult the technical data at the back of this section and Moeller Electric for IEC/EN ratings.

Ordering Information:

State type from Column 5. Example: **NZM6B-63/ZM6-40-CNA**

Note:

- Operating Handle supplied separately. Consult page 8/18 for available handle types.
- Consult page 8/16 - 21 for additional accessories.
- Line and Load field-wiring terminals for cable connection supplied as standard.

1	2	3				4	5
Frame Rating	Continuous Current Rating	Maximum HP Rating 3 Phase @				Type	Price
	Amps	200 V HP	230 V HP	460 V HP	575 V HP		\$
Motor Disconnect Switches N6-...-CNA							
 (150 Amps)	63	20	25	50	60	N 6-63-CNA	See Price List
	100	30	40	75	100	N 6-100-CNA	See Price List
	150	40	60	100	125	N 6-160-CNA	See Price List

Type **N6...-CNA** Disconnect Switches are UL recognized (UL 508) and CSA certified (22.2 Nr. 14) as 3 pole, HP rated non-automatic manual motor disconnects without any overload or short circuit tripping elements. Their switching mechanism has 3 positions (OFF, ON, + “Tripped”) and they can be equipped with voltage trip accessories such as shunt trip and undervoltage trip coils.
UL/CSA Short Circuit Rating @ 600VAC: 10 kA RMS Sym.

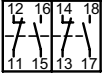
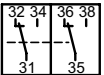
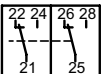
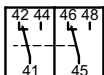
N6...-CNA Disconnect Switches are also CE Marked and in Conformity with IEC/EN 60 947-3 (Switch-Disconnectors), which makes them suitable internationally as Main Disconnect switches in a broad range of industrial applications. Consult the technical data at the back of this section and Moeller Electric for IEC/EN ratings.

Ordering Information:
State type from Column 5. Example: **N 6-100-CNA**

- Note:
- For direct-on-line switching of motors, use in combination with a listed magnetic contactor.
 - Operating Handle supplied separately. Consult page 8/18 for available handle types.
 - Consult page 8/16 – 21 for additional accessories.
 - Line and Load field-wiring terminals for cable connection supplied as standard.

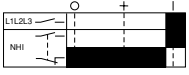
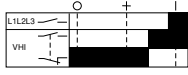
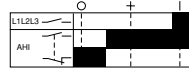
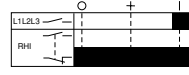
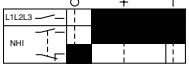
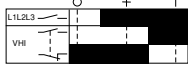

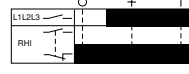

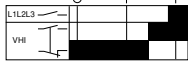
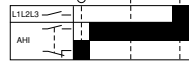



Molded Case Circuit Breakers and Disconnect Switches Auxiliary Contacts for NZM(H)6(B)...

1	2	3	5	5
Contacts	Type	Price	Notes	
N.O. N.C.	To be ordered with device only. Add below suffix.	\$		
Standard Auxiliary Contacts	+NHI 22-NZM 4/6-NA	See Price List	Combination possibilities of auxiliary contacts:	
 2 2		See Price List	NHI	VHI
Early-Make Auxiliary Contacts	+VHI 002-NZM 6-NA	See Price List	●	●
 2 Form C (Change over) Contacts		See Price List	●	—
Handle operated Early-Make Auxiliary Contacts	+AHI 002-NZM 6-NA	See Price List	●	—
 2 Form C (Change over) Contacts		See Price List	●	—
Trip Indicating Auxiliary Contacts	+RHI 002-NZM 6-NA	See Price List	●	●
 2 Form C (Change over) Contacts		See Price List	●	●

Type **NHI...** are standard auxiliary contacts. They operate simultaneously with the main contacts. They can be typically used for signalling or switching auxiliary circuits such as a control circuit.
 Type **VHI...** are Early Make auxiliary contacts and lead the main contacts when switching ON as well as switching OFF. This makes them ideal for load shedding purposes or in conjunction with voltage trips in control circuits.
 Type **AHI...** are handle operated Early Make auxiliary contacts. They operate in advance of the main contacts, shortly after the handle has left the OFF position. They can be typically used to convert the manual actuation of the switch into a control function for circuit interlocking purposes.
 Type **RHI...** are trip indicating auxiliary contacts. They work independently of the normal ON and OFF operations of the device, switching only when the device has tripped due to overloads, overcurrents or other tripping functions such as voltage trips.

Refer to diagrams below for further details:



	NHI	VHI	AHI	RHI
Position of auxiliary contacts →	Same as main contacts	Same contact position in both OFF and Tripped position of the device.	Same contact position in both ON and Tripped position of the device.	Operates only when device is tripped (overload, short-circuit, shunt or undervoltage trips.)
Main Contacts: ■ Closed □ Open				
Switching ON ○ →				
Switching OFF ○ ←				
Tripped position + ←				
		VHI and AHI-NZM 6 operate in similar fashion during switching ON and OFF.		

Ordering Information:
 Auxiliary Contacts must be ordered with device. Add type from Column 3. Example: **+ VHI 002-NZM 6-NA**.

Disconnect Switches, Molded Case Switches



Molded Case Circuit Breakers and Disconnect Switches Voltage Trips for NZM(H)6(B)...






1	2	3	4	5	6
	Rated Control Voltage		Type	Price	Notes
		V/Hz	To be ordered with device only. Add below suffix.	\$	
Shunt Trips					
Short-time duty rating					
	AC	120V 60Hz	+A-NZM 4/6 (120V 60Hz)	See Price List	Shunt Trips are typically used to electrically trip the device from a remote location. They are rated for short time duty only. Short time actuation can be achieved by using the NHI auxiliary contact ahead in series with the shunt trip coil. Shunt Trips cannot be mounted together with Undervoltage Trips.
	AC	208V 60Hz	+A-NZM 4/6 (208V 60Hz)	See Price List	
	AC	240V 60Hz	+A-NZM 4/6 (240V 60Hz)	See Price List	
	AC	480V 60Hz	+A-NZM 4/6 (480V 60Hz)	See Price List	
	AC	600V 60Hz	+A-NZM 4/6 (600V 60Hz)	See Price List	
	DC	24V	+A-NZM 4/6 (24VDC)	See Price List	
Undervoltage Trips					
Continuous duty rating					
	AC	120V 60Hz	+U-NZM 4/6 (120V 60Hz)	See Price List	Undervoltage Trips will electrically trip the device open under power loss and can be used for control interlocking purposes e.g. to disconnect the main switch in Emergency-Stop circuits. They are rated for continuous duty. Power can be applied to the undervoltage trip using VHI early-make auxiliary contacts in series with the undervoltage trip coil. Undervoltage Trips cannot be mounted together with Shunt Trips.
	AC	208V 60Hz	+U-NZM 4/6 (208V 60Hz)	See Price List	
	AC	240V 60Hz	+U-NZM 4/6 (240V 60Hz)	See Price List	
	AC	480V 60Hz	+U-NZM 4/6 (480V 60Hz)	See Price List	
	AC	600V 60Hz	+U-NZM 4/6 (600V 60Hz)	See Price List	
	DC	24V	+U-NZM 4/6 (24VDC)	See Price List	

Ordering Information:

Voltage trips must be ordered with device. Add type from Column 4. Example: **+ U-NZM 4/6(480V, 60Hz)**.





Molded Case Circuit Breakers and Disconnect Switches Accessories for NZM(H)6(B)...

1	2	3	4	5	6
		Color of handle	Can be used with all devices of Type number	Type	Price
					\$
Handle for open or panel mounted devices Fastens to shaft, not padlockable					
		Gray	NZM(H)6(B)... N6....	H 6U	See Price List
		Black	NZM(H)6(B)... N6....	H 6U-SW	See Price List
Handle for Cover/Door Interlocking Degree of protection UL/NEMA 3R, 12; IEC IP 55 Door coupling rotary handle. For front mounting in doors and covers. Can be locked in the OFF position with up to three padlocks (hasp thickness 6 – 8 mm). Door/cover interlocking supplied standard set in OFF position. Can be field modified for setting in ON position. 3 distinct Handle positions: OFF - + (tripped) - ON Red -Yellow version for Emergency-Stop function.					
		Gray	NZMH 4 NZM(H) 6(B) N6....	H 6-NA	See Price List
		Black	NZMH 4 NZM(H) 6(B) N6....	H 6-SW-NA	See Price List
		Red/ Yellow	NZMH 4 NZM(H) 6(B) N6....	RH 6-NA	See Price List
Extension shaft For mounting depths of 150 – 400 mm. Extends shaft length by 266 mm. Only one extension shaft possible. Can also be used with the mechanical interlock.					
			NZMH 4 NZM(H) 6(B) N6....	A-NZM 6	See Price List
Padlocking accessory Enables the device to be padlocked OFF when the panel door is open. Accommodates up to 3 padlocks (hasp size 1/4", 6 – 8mm). A limit switch (Type AT0) can also be installed for signalling or electrical interlocking purposes.					
			NZM(H) 6(B) N6....	SVB-NZM 6	See Price List
Switch position indicator Indicates position of switch when panel door is open.					
			NZMH 4 NZM(H) 6(B) N6....	SA-NZM 6	See Price List
Maintenance Handle To actuate the device when the panel door is open.					
			NZM(H) 6(B) N6....	H6UZ	See Price List
Mechanical Interlock For mechanical interlocking of two devices. Requires two handles, one for each switch. Order separately.					
			NZM(H) 6(B) N6....	KV-2 NZM 6	See Price List

Ordering Information:
Specify Type from Column 5. Example: **H6-SW-NA**
If ordering with device, just add a "+" in front of the Type number. Example: **+ H6-SW-NA**

Molded Case Circuit Breakers and Disconnect Switches Accessories for NZM(H)6(B)...

1	2	3	4	5	6
	Color of handle	Can be used with	Type To be ordered with device only. Add below suffix	Type	Price \$
Rear operation shafts For side panel mounting where device is only accessible from the rear (e.g. sides of enclosure panels). Must be combined with Type H...R-NA rear operation handles. Factory installed only. Order with device.		NZM(H) 6(B)... N6...	+ R-NZMH 6	—	See Price List See Price List
Operating Handle for rear operation Used with rear operation shaft. Degree of protection: UL/NEMA 3R, 12; IEC IP 55 Can be locked in the OFF position with up to three padlocks (hasp thickness 6 – 8 mm). No cover/door interlocking provisions. 3 distinct Handle positions: OFF - + (tripped) - ON Red -Yellow version for Emergency-Stop function.	Gray	NZMH 4 NZM(H) 6(B) N6...	—	H 6-R-NA	See Price List See Price List
	Black	NZMH 4 NZM(H) 6(B) N6...	—	H 6-R-SW-NA	See Price List See Price List
	Red/ Yellow	NZMH 4 NZM(H) 6(B) N6...	—	RH 6-R-NA	See Price List See Price List
Legend Plate (for mounting with operating handle) Silver-colored, black lettering					
					
Specify desired text. Height of letters: 3.5, 5, and 7 mm		NZMH 4 NZM(H) 6(B) N6...	—	ZSSOND-NZM 6	See Price List See Price List
Blank (for engraving or printing)		NZMH 4 NZM(H) 6(B) N6...	—	ZS60-NZM 6	See Price List See Price List
Main Disconnect Warning plates. English Inscription: "Main Switch- Open only in OFF position" Silver-colored, black lettering		NZMH 4 NZM(H) 6(B) N6...	—	ZS62-NZM 6	See Price List See Price List
Also available in other languages:		NZMH 4 NZM(H) 6(B) N6...	—	ZS...-NZM 6	See Price List See Price List
Afrikaans (81) Bulgarian (64) Czech (78) Danish (65) Dutch (67) Finnish (66) French (63) German (61) Greek (69) Hungarian (80) Italian (68) Norwegian (70) Polish (71) Portuguese (72) Romanian (73) Russian (74) Serbo-Croatian (76) Spanish (77) Swedish (75) Turkish (79)					See Price List See Price List
Insert key number into Type. Example: ZS61-NZM 6 (Inscription in German language)					

Ordering Information:





Specify Type from Column 5. Example: **H6-R-SW-NA**.

If ordering with device, just add a "+" in front of the Type number. Example: **+ H6-R-SW-NA**

Note:

Items in Column 4 are factory installed and must be ordered with the device.

Molded Case Circuit Breakers and Disconnect Switches Accessories for NZM(H)6(B)...

1	2	3	4
		Type When ordered separately without device	Price \$
Main Disconnect Switch Assembly Kits for CE marked control panels per IEC/EN 60 204-1 Type NZM(H)6(B)... switches with dual UL/CSA and IEC/EN ratings are suitable for use as Main Disconnect switches in control panels that must be CE marked and designed to comply with the Machinery Directive standard EN 60 204-1. The kits shown below, ordered with the device or separately, will provide the necessary accessories to fulfill the Main Disconnect switch function for these applications. Note: In cases where the Main Disconnect switch also fulfills the Emergency-Stop function, please specify kits containing red handle and yellow backing plate assemblies.			
Kit includes: Main Disconnect handle with door/cover interlock for front mounting, red color handle with yellow backing plate for Emergency-Stop function, terminal cover and Main Switch marking plate.		V-NZM 6	See Price List
Kit includes: Main Disconnect handle for rear operated switches, red in color with yellow backing plate for Emergency-Stop function, supplied with a steel plate for panel side-mounting, terminal cover and Main Switch marking plate		EA-NZM 6	See Price List
Kit includes: Same as V-NZM 6, except that the Main Disconnect handle is black in color with silver backing plate for standard, non-Emergency-Stop function.		V-NZM 6-SW	See Price List
Kit includes: Same as EA-NZM 6, except that the Main Disconnect handle is black in color with silver backing plate for standard, non-Emergency-Stop function.		EA-NZM 6-SW	See Price List

Disconnect Switches, Molded Case Switches



Ordering Information:
 Specify Type from Column 3. Example: **V- NZM 6**
 If ordering with device, just add a "+" in front of the Type number. Example: **+ V- NZM 6**

Molded Case Circuit Breakers and Disconnect Switches Accessories for NZM(H)6(B)...

1	2	3	4
	Type	Type	Price
	To be ordered with device only. Add suffix shown below		\$
<p>Control Circuit Tap-Off Terminals Supplementary terminals attached to main terminals. 3 connections top and bottom. Factory addition only, must be ordered with device.</p>	+ST-NA	—	See Price List See Price List See Price List
<p>Terminal Cover Provides shock hazard protection in the area of the field wiring power terminals. Can be used at top or bottom, one cover per side. Mandatory requirement on the supply side of Main Disconnect switches to provide protection against accidental contact with line side feed.</p>	—	H-NZM 6	See Price List See Price List See Price List

Ordering Information:
 Accessory in Column 2 can only be ordered with device. Specify Type suffix. Example: **+ ST-NA**
 Specify Type from Column 3. Example: **H-NZM 6**
 If ordering with device, just add a "+" in front of the Type number. Example: **+ H-NZM 6**

