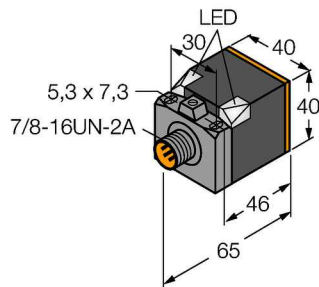


BI15U-CK40-ADZ30X2-B1131

Inductive sensor



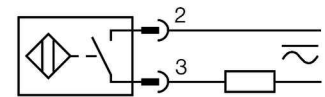
Features

- Rectangular, height 40 mm
- Variable orientation of active face in 5 directions
- Plastic, PBT-GF30-V0
- Factor 1 for all metals
- Protection class IP68
- Resistant to magnetic fields
- Extended temperature range
- High switching frequency
- AC 2-wire, 20...250 VDC
- DC 2-wire, 10...300 VDC
- NO contact
- 7/8" male connector

Technical data

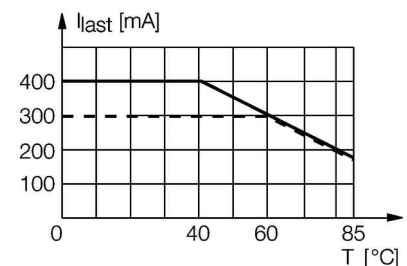
| | |
|---|--|
| Type | BI15U-CK40-ADZ30X2-B1131 |
| ID number | 4280010 |
| Rated switching distance | 15 mm |
| Mounting conditions | Flush |
| Secured operating distance | $\leq (0,81 \times S_n)$ mm |
| Repeat accuracy | $\leq 2\%$ of full scale |
| Temperature drift | $\leq \pm 10\%$ $\leq \pm 15\%, \leq -25^\circ\text{C} \vee \geq +70^\circ\text{C}$ |
| Hysteresis | 3...15 % |
| Ambient temperature | -30...+85 °C |
| Operating voltage | 20...250 VAC |
| Operating voltage | 10...300 VDC |
| AC rated operational current | ≤ 400 mA |
| DC rated operational current | ≤ 300 mA |
| Frequency | $\geq 50 \dots \leq 60$ Hz |
| Residual current | ≤ 1.7 mA |
| Isolation test voltage | ≤ 1.5 kV |
| Surge current | ≤ 3 A (≤ 20 ms max. 5 Hz) |
| Short-circuit protection | yes / Latching |
| Voltage drop at | ≤ 6 V |
| Wire breakage/Reverse polarity protection | yes / Complete |
| Output function | 2-wire, NO contact |
| Smallest operating current | ≥ 3 mA |
| Protection class | ☐ |
| Switching frequency | 0.01 kHz |
| Design | Rectangular, CK40 |
| Dimensions | 65 x 40 x 40 mm |

Wiring diagram



Functional principle

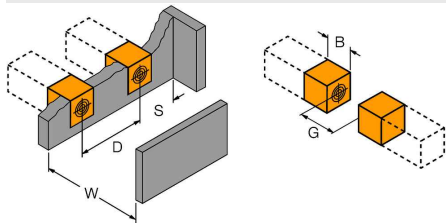
Inductive sensors detect metal objects contactless and wear-free. *uprox*® Factor 1 sensors have significant advantages due to their patented ferrite-coreless multicoil system. They detect all metals at the same large switching distance and are resistant to magnetic fields.



Technical data

| | |
|----------------------------|---|
| | variable orientation of active face in 5 directions |
| Housing material | Plastic, PBT-GF20-V0, Black |
| Active area material | Plastic, PA6-GF30-X, yellow |
| Electrical connection | Connector, 7/8" |
| Vibration resistance | 55 Hz (1 mm) |
| Shock resistance | 30 g (11 ms) |
| Protection class | IP68 |
| MTTF | 874 years acc. to SN 29500 (Ed. 99) 40 °C |
| Power-on indication | LED green |
| Switching state | LED yellow |
| Included in delivery | BS1-CK40 |

Mounting instructions/Description



| | |
|---------------------|--------|
| Distance D | 2 x B |
| Distance W | 3 x Sn |
| Distance S | 1 x B |
| Distance G | 6 x Sn |
| Width active area B | 40 mm |

Mounting accessories

BSS-CP40 6901318

Mounting bracket for rectangular devices; material: Polypropylene

