

Models 7G, 7H & 7I

402.969.8000



Models 7G, 7H & 7I

GO Switch Models 7G, 7H & 7I offer unique options such as hermetically sealed and Double Pole Double Throw contact arrangements in a variety of enclosures.

Features:

- SPDT or DPDT 4A contacts
- Intrinsically Safe
- 40° to 221°F operating temperature

Options:

- Suitable for Zone 0, 1, or 2 explosion proof
- DPDT 4A contacts
- 40° to 400°F high temperature
- Hermetically sealed contacts

FAST TRACK DELIVERY

7G-23528-A2
DPDT General Purpose
3 ft. leads

7G-23526-A2
DPDT Class I Div 2
3 ft. leads

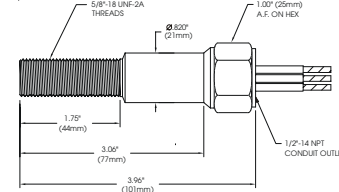
7G-23523-A2
DPDT Class I Div 1
3 ft. leads

Leverless Limit Switches

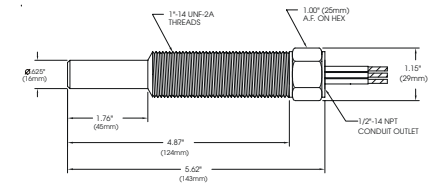


Round Switches

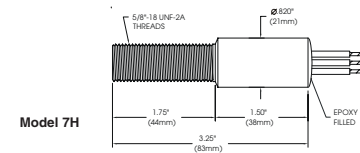
Dimensions



Model 7G



Model 7I



Model 7H

Model	Contact Form	Sensing Range	Outlet Position	Enclosure Material	Approvals	Wiring Options																																	
<p>Repeatability: .002" (.05 mm) typical</p> <p>Response Time: 8 milliseconds</p> <p>Differential: Approx. .020" (.51 mm)</p> <p>Operating Temperature: -40° to 221°F (-40° to 105°C) (Option to 400°F)</p> <p>7G Model 7G 5/8" (16 mm) dia. x 4" (101 mm) long with 5/8"-18 UNF x 1 3/4" (44 mm) threads and 1/2" NPT conduit hub</p> <p>7GM Model 7G M18 x 1 external metric thread</p> <p>7H Model 7H 5/8" (16 mm) dia. x 3 1/4" (83 mm) long with 5/8" - 18 UNF x 1 3/4" threads. No conduit outlet.</p> <p>7HM Model 7H M18 x 1 external metric thread</p> <p>7I Model 7I 1" (25 mm) dia. x 5 5/8" (148 mm) long with 1" - 14 UNF x 3" (76 mm) threads and 1/2" NPT conduit outlet</p> <p>Ordering Guide Fill in the boxes to create your 'ordering number.'</p>	<p>Contact Material: Palladium silver with sawtooth surface configuration</p> <p>Form: SPDT Form C, DPDT Form CC</p> <p>Ratings: Resistive</p> <table border="1"> <tr> <th colspan="2">AC</th> <th colspan="2">DC</th> </tr> <tr> <td>WIRE</td> <td>WIRE</td> <td>WIRE</td> <td>WIRE</td> </tr> <tr> <td>120</td> <td>4</td> <td>24</td> <td>3</td> </tr> <tr> <td>240</td> <td>2</td> <td>48</td> <td>1</td> </tr> <tr> <td>480</td> <td>-</td> <td>120</td> <td>0.5</td> </tr> <tr> <td>-</td> <td>-</td> <td>250</td> <td>0.5</td> </tr> </table> <p>SPDT DPDT</p> <p>1 Single Pole Double Throw (Form C) Hermetically Sealed (Model 7G) (Lead seal not required for hazardous locations)</p> <p>2 Double Pole Double Throw (Form CC)</p> <p>Form C - SPDT Form CC - DPDT</p>	AC		DC		WIRE	WIRE	WIRE	WIRE	120	4	24	3	240	2	48	1	480	-	120	0.5	-	-	250	0.5	<p>Target Material: Ferrous steel</p> <p>Sensing Range: .090" (2.3 mm) end sensing (2,000 PSI)</p> <p>Sensing Range with Target Magnet: up to .20" (5 mm)</p> <p>3 Standard sensing - approx. .090" (2.3 mm) end sensing</p> <p>Extended Sensing Range with External Target Magnets (See Accessories for External Target Magnets)</p> <table border="1"> <tr> <th>Magnet</th> <th>Sensing</th> <th>Differential</th> </tr> <tr> <td>AMP3</td> <td>.15"</td> <td>.30"</td> </tr> <tr> <td>AMS4</td> <td>.20"</td> <td>.30"</td> </tr> </table>	Magnet	Sensing	Differential	AMP3	.15"	.30"	AMS4	.20"	.30"	<p>Conduit Outlet: 1/2" NPT</p> <p>5 Bottom of enclosure</p> <div style="border: 1px solid gray; padding: 5px; width: fit-content;"> <p>Need Accessories?</p> <p>See pp. 93-104 for:</p> <ul style="list-style-type: none"> Range Extending Target Magnets Mounting Brackets Connectors and more! </div>	<p>Stainless Steel type 303</p> <p>2 303 stainless steel (rated 2,000 PSI)</p> <p>6 316 stainless steel (rated 2,000 PSI)</p>	<p>UL SP BASEEFA SAA</p> <p>2 High temperature to 400°F (204°C) with Teflon™ insulated leads (Wiring must be F)</p> <p>3 UL listed explosion proof for CI I, Div 1 & 2; Grps A,B,C,D; CI II, Div 1 & 2, Grps E-G; CI III (Model 7G & 7I only) (Lead seal req'd within 18")</p> <p>4 CSA certified explosion proof for CI I, Div 1; Grps A,B,C,D; CI II, Div 1; Grps E-G; CI III (Model 7G & 7I) (Lead seal req'd within 18")</p> <p>6 CSA certified CI I, Div 2; Grps A,B,C,D; CI II, Div 2; Grps E-G; CI III (Model 7G & 7I) (Lead seal req'd within 18")</p> <p>7 CSA certified General Purpose</p> <p>8 UL listed General Purpose</p> <p>9 CENELEC: EExdIIC T6 Zone 1. (EN 50 014 & EN 50 018, BASEEFA Certificate Ex89C1233X) (Model 7G & 7I) (Wiring must be A or B)</p> <p>A SAA: Ex s IIC T6 IP65; CI I Zone 1 & 2; EX S IIC T6 IP65; CI I Zone 0, DIP CI II (Intrinsically safe with entity approved barrier. Install per NEC Article 501.) (Model 7G & 7I) (Wiring must be A)</p>	<p>Lead Wires 20 Gauge (.100" dia) potted-in PVC insulated AWM / TEW stranded lead wires, rated at 221°F (105°C) 300V UL / CSA listed</p> <p>A2 36" (914 mm)</p> <p>A3 72" (1829 mm)</p> <p>A4 144" (3658 mm)</p> <p>A _ _ Lengths greater than 144" (Specify length in feet (e.g. A150 = 150 ft. of leads))</p> <p>Cable 20 Gauge (.215" dia) potted-in PVC cable, rated at 176°F (80°C) 300V, UL / CSA listed</p> <p>B2 36" (914 mm)</p> <p>B3 72" (1829 mm)</p> <p>B4 144" (3658 mm)</p> <p>B _ _ Lengths greater than 144" (Specify length in feet (e.g. B150 = 150 ft. of cable))</p> <p>Quick Disconnect Male Quick Disconnect only, potted-in connector. (CSA requires a case ground) (Approvals must be 7 or 8) (Model 7G and 7I) Refer to pp. 93-104 for mating cable assemblies and Aura Light Adapters.</p> <p>Mini-change® DCH 7-pin mini-change type</p> <p>HiTemp Leads 20 gauge (19 strands at .08") potted-in Teflon™ insulated leads rated at 482°F (250°C) 600V UL / CSA listed (Approval must be 2, 3, 4, 6, 7, or 8)</p> <p>F2 36" (914 mm)</p> <p>F3 72" (1829 mm)</p> <p>F4 144" (3658 mm)</p> <p>F _ _ Lengths greater than 144" (Specify length in feet (e.g. F150 = 150 ft. of leads))</p>
AC		DC																																					
WIRE	WIRE	WIRE	WIRE																																				
120	4	24	3																																				
240	2	48	1																																				
480	-	120	0.5																																				
-	-	250	0.5																																				
Magnet	Sensing	Differential																																					
AMP3	.15"	.30"																																					
AMS4	.20"	.30"																																					
Model	Contact Form	Sensing Range	Outlet Position	Enclosure Material	Approvals	Wiring Options																																	
48	-	3	5	-	-	49																																	