





Molded Case Circuit Breakers and Disconnect Switches

Auxiliary Contacts for NZM(H)6(B)-....

Contacts	Type Suffix	Price
N.O. = normally open N.C. = normally closed N.O. N.C.	Article No. when ordering with basic device	see price list
Standard auxiliary contacts		
 2 2	+NHI22-NZM4/6-NA 082860	
Early-make auxiliary contacts		
 2 form C (change over) contacts	+VHI002-NZM6-NA 082861	
Handle-operated early-make auxiliary contacts		
 2 form C (change over) contacts	+AHI002-NZM6-NA 082862	
Trip-indicating auxiliary contacts		
 2 form C (change over) contacts	+RHI002-NZM6-NA 082863	

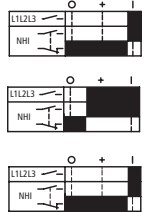
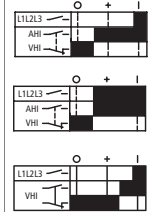
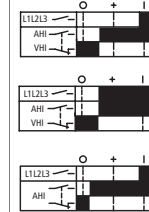
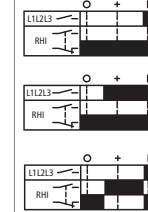
Notes

Combination possibilities of auxiliary contacts:

NHI	VHI	AHI	RHI
●	●	-	-
●	-	●	-
●	-	-	●



Dots in each row represent the types which can be combined together. Dashes indicate incompatibility.

Auxiliary contacts must be ordered with the device.

	NHI	VHI	AHI	RHI
	NHI standard auxiliary contacts operate simultaneously with the main contacts. Typically used for signalling or switching auxiliary circuits such as a control circuit.	VHI early make auxiliary contacts lead the main contacts when switching ON as well as switching OFF. Typically used for load shedding purposes or in conjunction with voltage trips in control circuits.	AHI handle operated auxiliary early-make contacts operate in advance of the main contacts, shortly after the handle has left the OFF position. Typically used to convert the manual actuation of the switch into a control function for circuit interlocking purposes.	RHI trip-indicating auxiliary contacts work independently of the normal ON and OFF operations of the device, switching only when the device has tripped due to overloads, over-currents or other tripping functions such as voltage trips.
Position of auxiliary contacts	Same as main contacts	Same contact position in both OFF and Tripped position of the device	Same contact position in both ON and Tripped position of the device	Operates only when device is tripped
Main contacts ■ closed □ open	Switching ON ○ → I	Switching ON ○ → I	Switching ON ○ → I	Switching ON ○ → I
	Switching OFF ○ ← I	Switching OFF ○ ← I	Switching OFF ○ ← I	Switching OFF ○ ← I
	Tripped position + ← I	Tripped position + ← I	Tripped position + ← I	Tripped position + ← I
				
	VHI and AHI-NZM6 operate in similar fashion during switching ON and OFF			

Molded Case Circuit Breakers and Disconnect Switches

Voltage Trips for NZM(H)6(B)-...







Rated Control Voltage		Type Suffix	Price	Notes
V/Hz		to be ordered with device only Article No.	see price list	
Shunt trips				
Short-time duty rating				
				
Short time actuation can be achieved by using the NHI auxiliary contact ahead in series with the shunt trip coil Cannot be mounted together with undervoltage trips.				
AC	120V 60Hz	+A-NZM4/6(120V60HZ) 082867		Shunt trips are typically used to electrically trip the device from a remote location
	208V 60Hz	+A-NZM4/6(208V60HZ) 082868		
	240V 60Hz	+A-NZM4/6(240V60HZ) 082869		
	480V 60Hz	+A-NZM4/6(480V60HZ) 082870		
	600V 60Hz	+A-NZM4/6(600V60HZ) 082871		
DC	24V	+A-NZM4/6(24VDC) 082228		
Undervoltage trips, non-delayed				
Continuous duty rating				
				
Power can be applied to the undervoltage trip using VHI early-make auxiliary contacts in series with the undervoltage trip coil. Cannot be mounted together with shunt trips.				
AC	120V 60Hz	+U-NZM4/6(120V60HZ) 082872		Undervoltage trips will electrically trip the device open under power loss and can be used for control interlocking purposes, e.g. to disconnect the main switch in Emergency-Stop circuits.
	208V 60Hz	+U-NZM4/6(208V60HZ) 082873		
	240V 60Hz	+U-NZM4/6(240V60HZ) 082874		
	480V 60Hz	+U-NZM4/6(480V60HZ) 082875		
	600V 60Hz	+U-NZM4/6(600V60HZ) 082876		
DC	24V	+U-NZM4/6(24VDC) 082242		

Notes:

¹⁾ Voltage trips must be ordered with the device.

Molded Case Circuit Breakers and Disconnect Switches

Accessories for NZM(H)6(B)-...



Color of handle	for use with	Type Suffix Article No. when ordering with basic device	Type Article No. when ordering separately ¹⁾	Price see price list
Handle for open or panel mounted devices				
Fastens to shaft, not padlockable				
				
gray	NZM(H)6(B)... N6...	+H6U 060765	H6U 093191	
black	NZM(H)6(B)... N6...	+H6U-SW 064370	H6U-SW 034176	
Handle for cover/door interlocking				
Degree of protection UL/NEMA 3R, 12; IEC IP 55 Door coupling rotary handle. For front mounting in doors and covers. Can be locked in the OFF position with up to 3 padlocks (hasp thickness 6 - 8mm). Door/cover interlocking supplied standard set in OFF position. Can be field modified for setting in ON position. 3 distinct handle positions: OFF - + (tripped) - ON				
				
gray	NZMH4-..., N6..., NZM(H)6(B)-...	+H6-NA 005346	H6-NA 088445	
black	NZMH4-..., N6..., NZM(H)6(B)-...	+H6-SW-NA 106023	H6-SW-NA 088865	
for Emergency-Stop function red-yellow	NZMH4-..., N6..., NZM(H)6(B)-...	+RH6-NA 094994	RH6-NA 026874	
Extension shaft				
Mounting depth 150–400 mm, extends shaft length by 266 mm. Only one extension shaft possible. Can also be used with mechanical interlock.				
				
	NZMH4-... NZM(H)6(B)-... N6...	+A-NZM6 058392	A-NZM6 026643	
Padlocking accessory				
Enables the device to be padlocked OFF when the panel door is open. Accommodates up to 3 padlocks (hasp thickness 6 - 8 mm). A limit switch (Type AT0) can also be installed for signalling or electrical interlocking purposes.				
				
	NZM(H)6(B)... N6...	+SVB-NZM6 051238	SVB-NZM6 048253	
Switch position indicator				
indicates position of switch when panel door is open				
	NZMH4-..., N6..., NZM(H)6(B)-...	+SA-NZM6 056019	SA-NZM6 045867	
Maintenance handle				
To actuate the device when the panel door is open				
				
	NZM(H)6(B)... N6...	+H6UZ 065883	H6UZ 065884	
Mechanical interlock				
For mechanical interlocking of two devices. Requires two handles, one for each switch. Order separately				
				
	NZM(H)6(B)... N6...	+KV-2NZM6 052566	KV-2NZM6 071864	

Notes:

¹⁾ Accessories are field installable.

Molded Case Circuit Breakers and Disconnect Switches

Accessories for NZM(H)6(B)-....

Color of handle	for use with	Type Suffix Article No. when ordered with basic device	Type Article No. when ordered separately ¹⁾	Price see price list
Rear operation shafts				
For side panel mounting where device is only accessible from the rear (e.g. sides of enclosure panels). Must be combined with H...R-NA rear operation handle. Factory installed only. Order with device				
	NZM(H)6(B)-... N6...	+R-NZM6 002964	-	
Operating handle for rear operation				
Used with rear operation shaft. Degree of protection UL/NEMA 3R, 12; IEC IP 55 Can be locked in the OFF position with up to 3 padlocks (hasp thickness 6 - 8mm). No cover/door interlocking provisions. 3 distinct handle positions: OFF - + (tripped) - ON				
	gray	NZMH4-... NZM(H)6(B)-... N6...	+H6-R-NA 005347	H6-R-NA 059551
	black	NZMH4-... NZM(H)6(B)-... N6...	+H6-R-SW-NA 106022	H6-R-SW-NA 201665
for Emergency-Stop functions	red-yellow	NZMH4-... NZM(H)6(B)-... N6...	+RH6-R-NA 095224	RH6-R-NA 069043
Legend plate (for mounting with operating handle)				
Silver-colored				
				
Specify desired text. Black lettering; height of letters 3.5, 5 and 7mm	NZMH4-..., N6..., NZM(H)6(B)-...	+ZSSOND-NZM6 075003	ZSSOND-NZM6 064984	
Blank for engraving or printing	NZMH4-..., N6..., NZM(H)6(B)-...	+ZS60-NZM6 077376	ZS60-NZM6 064913	
Main disconnect warning plate				
Silver-colored, black lettering. English inscription: "Main Switch - Open only in OFF Position"				
English	NZMH4-..., N6..., NZM(H)6(B)-...	+ZS62-NZM6 053654	ZS62-NZM6 044161	
French		+ZS63-NZM6 056027	ZS63-NZM6 046534	
For other languages, see below ²⁾		+ZS...-NZM6 952552	ZS...-NZM6 915218	

Notes: ¹⁾ Accessories shown in this column are field installable

²⁾ Engraved main disconnect warning plates are available in the following languages:





61 German	68 Italian	73 Romanian	78 Czech
64 Bulgarian	69 Greek	74 Russian	79 Turkish
65 Danish	70 Norwegian	75 Swedish	80 Hungarian
66 Finnish	71 Polish	76 Serbo-Croatian	81 Afrikaans
67 Dutch	72 Portuguese	77 Spanish	

Insert language key number into type number

Example:
Warning plate in Italian language:
ZS 68-NZM 6

Molded Case Circuit Breakers and Disconnect Switches

Accessories for NZM(H)6(B)-...

	Type Suffix Article No. when ordered with basic device	Type Article No. when ordered separately ¹⁾	Price see price list
Main disconnect switch assembly kits for CE marked control panels per IEC/EN 60 204-1			
<p>NZM(H)6(B)-... switches with dual UL/CSA and IEC/EN ratings are suitable for use as main disconnect switches in control panels that must be CE marked and designed to comply with the Machinery Directive Standard EN 60 204-1.</p> <p>The kits shown below, ordered with the device or separately, will provide the necessary accessories to fulfill the main disconnect switch function for these applications. Note: in cases where the main disconnect switch also fulfills the Emergency-Stop function, please specify kits containing red handle and yellow backing plate assemblies.</p>			
<ul style="list-style-type: none"> • Main disconnect handle with door/cover interlock for front mounting, • Red color handle with yellow backing plate for Emergency-Stop function, • Terminal cover • Main switch marking plate 	+V-NZM6 070257	V-NZM6 086257	
<ul style="list-style-type: none"> • Main disconnect handle for rear operated switches, red in color with yellow backing plate for Emergency-Stop function, • supplied with steel plate for panel side mounting, • Terminal cover • Main switch marking plate 	+EA-NZM6 072630	EA-NZM6 043322	
Main disconnect switch assembly kit, black			
<p>For front mounting Same as V-NZM6, except that the main disconnect handle is black in color with silver backing plate for standard, non-Emergency-Stop function</p> 			
<p>For rear operated switches Same as EA-NZM6, except that the main disconnect handle is black in color with silver backing plate for standard, non-Emergency-Stop function</p> 			
	+V-NZM6-SW 054136	V-NZM6-SW 054148	
	+EA-NZM6-SW 054144	EA-NZM6-SW 054156	

Notes:

¹⁾ Kits are field-installable

Molded Case Circuit Breakers and Disconnect Switches
 Accessories for NZM(H)6(B)-...

	Type Suffix Article No. when ordering with basic device	Type Article No. when ordering separately ¹⁾	Price see price list
Control circuit tap-off terminals Supplementary terminals attached to main terminals. 3 connections top and bottom. Factory addition only, must be ordered with device	+ST-NA 092761	–	
Terminal cover Provides shock hazard protection in the area of the field wiring power terminals. Can be used at top or bottom, one cover per side. Mandatory requirement on the supply side of main disconnect switches to provide protection against accidental contact with line side feed.	+H-NZM6 098733	H-NZM6 093188	

Notes:

¹⁾ Accessories are field installable