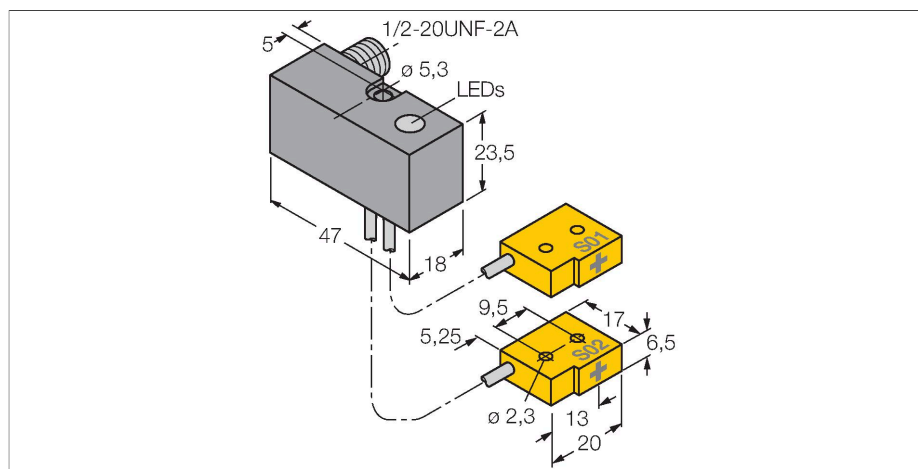


Ni2-Q6.5-ADZ32-0.16-FSB5.4X4/S304

Inductive sensor – Monitoring Kit for Power Clamps



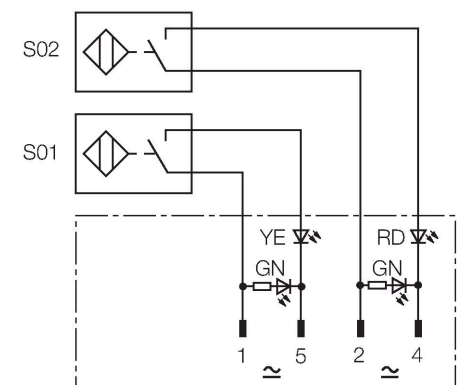
Technical data

Type	Ni2-Q6.5-ADZ32-0.16-FSB5.4X4/S304
Ident. no.	4200203
Special version	S304 corresponds to: 2x Ni./Bi...-AP(N)6/S34. function for Device Net. Defined length at connector FS4.4/FS4.4K or FSF5.5/FSF5.5K (with PE-connection) or FS4.4X3. Example for order : Ni2-Q6.5-AP6-0.10-FSF4.4X3/S304
Rated switching distance	2 mm
Mounting conditions	Non-flush
Secured operating distance	$\leq (0.81 \times S_n)$ mm
Correction factors	St37 = 1; Al = 0.7; stainless steel = 0.75; Ms = 0.45
Repeat accuracy	$\leq 2\%$ of full scale
Temperature drift	$\leq \pm 10\%$
Hysteresis	3...15 %
Ambient temperature	-25...+70 °C
Operating voltage	20...250 VAC
Operating voltage	10...300 VDC
AC rated operational current	≤ 100 mA
DC rated operational current	≤ 100 mA
Frequency	$\geq 50... \leq 60$ Hz
Residual current	≤ 1.7 mA
Isolation test voltage	≤ 1.5 kV
Surge current	≤ 1 A (≤ 10 ms max. 5 Hz)
Short-circuit protection	yes / Latching
Voltage drop at I_s	≤ 6 V
Wire breakage/Reverse polarity protection	yes / Complete
Output function	4-wire, 2 x NO contact

Features

- Rectangular, height 23.5 mm
- Plastic, PBT-GF20-V0
- Resistant to magnetic fields (weld-resistant), for DC and AC fields up to 100 mT
- AC 4-wire, 20...250 VDC
- DC 4-wire, 10...300 VDC
- 2 x NO contact
- 1/2" male connector

Wiring diagram



Functional principle

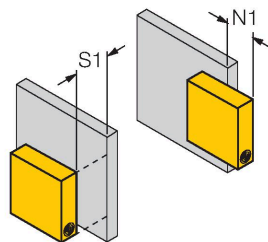
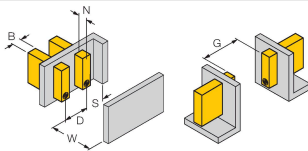
TURCK offers special monitoring kits, consisting of two miniature sensors, as a convenient solution for "Open/Closed" detection on pneumatic power clamps. This product line provides almost unlimited combination possibilities, comprising four different power blocks and over 40 different modular sensor types.

Technical data

Smallest operating current	≥ 3 mA
Switching frequency	0.02 kHz
Design	Monitoring Kit for Spanners, Q6,5
Dimensions	47 x 18 x 23.5 mm
Housing material	Metal, PBT-GF20-V0
Active area material	Plastic, PP GR-20
Electrical connection	Connectors, 1/2"
Cable quality	Ø 2 mm, Gray, Lif9Y-11Y, PUR, 0.16 m
Core cross-section	3 x 0.08 mm ²
Litz wire	40 x 0.05 mm
Vibration resistance	55 Hz (1 mm)
Shock resistance	30 g (11 ms)
Protection class	IP67
MTTF	2283 years acc. to SN 29500 (Ed. 99) 40 °C
Power-on indication	2 × LEDs, Green
Switching state	2 × LEDs, Yellow/Red

Mounting instructions

Mounting instructions/Description



Distance D	3 x B
Distance W	3 x Sn
Distance S	1.5 x B
Distance G	6 x Sn
Distance N	2 x Sn
Width active area B	6.5 mm

Please note, non-flush mounting of this sensor is obligatory.

The following conditions allow semi-flush mounting:

N1 = 0 mm and S1 = 1 mm or

N1 = 1 mm and S1 = 0 mm

These values apply for mounting in aluminium

N1 = 0 mm and S1 = 5 mm or

N1 = 5 mm and S1 = 0 mm

These values apply for mounting in St37.