

## FDN20-4S-4XSG-E



The station provides a connection for 8 I/O points. The first 4 points can be either inputs or outputs. The other 4 points are inputs only. All inputs and outputs are powered by DeviceNet™. This is ideal for small systems that don't require auxiliary power.

To use an I/O point as an input, simply leave the corresponding output OFF. To use an I/O point as an output, simply turn on the corresponding output bit. The output will switch on high. Note that this will in turn cause the corresponding input bit to turn on. If the corresponding input does not turn on, the output is shorted.

The FDN20-4S-4XSG-E supports explicit messaging, poll, change of state, and cyclic I/O messages. These connections are established through UCMM or predefined master/slave connection set.

### FDN20-4S-4XSG-E

#### Integrated Design

- Extremely flexible DeviceNet station
- Four inputs and four inputs/outputs

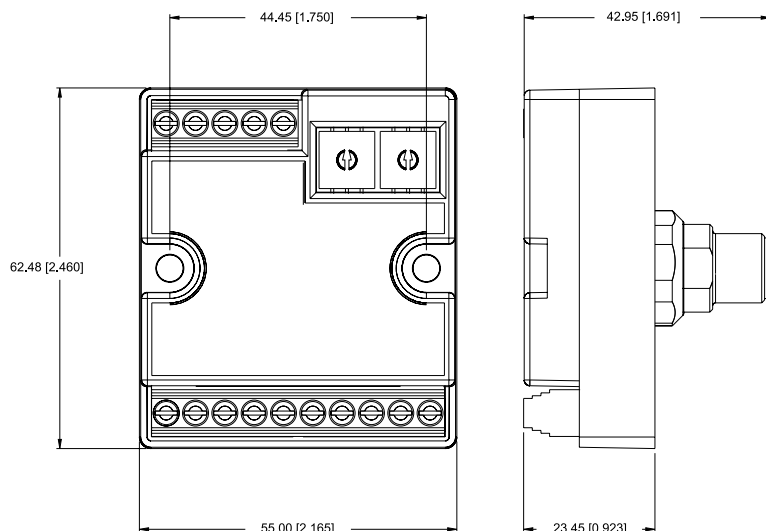
#### Application

- For operator stations
- For use with PNP Sensors or 0.5 Amp outputs

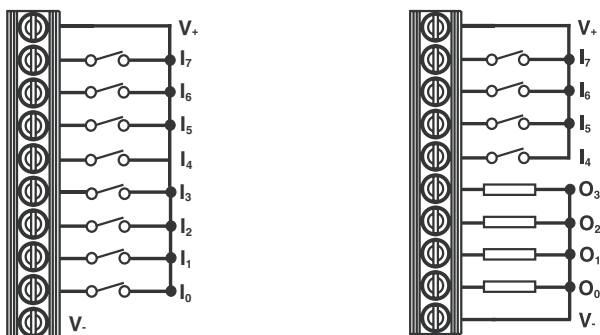
#### Features

- PNP short-circuit protected inputs
- 0.5 Amp short-circuit protected outputs]
- All of the I/O is powered by DeviceNet
- Nickel plated brass connector

#### Dimensions



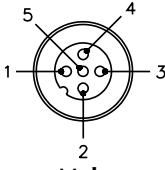
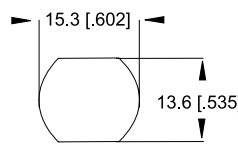
#### Terminal Wiring



To connect as inputs

To connect as outputs  
(I/O points 0-3 shown as outputs)

## FDN20-4S-4XSG-E

<b>DeviceNet™</b>  <b>Style:</b> 5-Pin eurofast® <b>Cordset:</b> Bus Line use RSC RKC 579-*M <b>Tee:</b> Bus Line use RSC 2RKC 57	1 = Shield 2 = V + 3 = V - 4 = CAN_H 5 = CAN_L	 <p>Male</p>	
		Through Bus	Mounting Hole

## Module Specifications

### Supply Voltage

Bus Power	11-26 VDC
Internal Current Consumption	≤75 mA plus sum of sensor and output currents (from bus power)

### Input Circuits

(4-8) PNP 3-wire sensors or dry contacts

Input Voltage (V+)	18-26 VDC (from bus power)
Input Short-Circuit (V+)	<700 mA (total, short-circuit protected)
Input Signal Current (Input)	OFF 0-4 V, 0-0.5 mA ON 8-24 VDC, 1-3.4 mA
Input Delay	2.5 ms

### Output Circuits

(4) DC Actuators

Output Voltage	18-26 VDC (from bus power)
Output Load Current	0.5 Amps each (from bus power)
Maximum Switching Frequency	100 Hz

### Rotary Switch

0-63: Address from switch  
 64-79: Address from EEPROM  
 80-99: Reserved

### Network Status LED

Green: Established Connection  
 Flashing Green: Ready for Connection  
 Flashing Red: Connection Time-Out  
 Red: Connection Not Possible

### Housing

Material	Nylon
Enclosure	IP 20
Operating Temperature	-40° to +70°C (-40° to +158°F)

## FDN20-4S-4XSG-E

### I/O Data Mapping

Product Type/Code: 7/2849

Input Data	Byte	Bit 7	Bit 6	Bit 5	Bit 4	Bit 3	Bit 2	Bit 1	Bit 0
	0	I-7	I-6	I-5	I-4	I-3	I-2	I-1	I-0
1	IGS	OGS	-	-	-	-	-	-	
Output Data	Byte	Bit 7	Bit 6	Bit 5	Bit 4	Bit 3	Bit 2	Bit 1	Bit 0
	0	-	-	-	-	O-3	O-2	O-1	O-0

### Abbreviations

I = Input Data (0 = OFF, 1 = ON)

O = Output Data (0 = OFF, 1 = ON)

IGS = Input Group Status (0 = Working, 1 = Fault)

OGS = Output Group Status (0 = Working, 1 = Fault)