

Quick Selection Guide for CDN Series, Heavy Duty DeviceNet™ Stations

Part Number		Inputs					Outputs					DeviceNet™ Data			
CDN (Side Mount Connectors) Series	Height (mm)	Number of Inputs	Input Type	Inputs per Connector	Compatible with NPN/PNP Sensors?	Open Circuit Detection	Number of Outputs	Output Type	Outputs per Connector	Maximum Output Load	Open Circuit Detection	Product Code	Input Data Size in Bytes	Output Data Size in Bytes	Power Consumption(mA)
CDN-IM-8-0024	185	8	L	1	NPN/PNP	✓	-	-	-	-		385	2	-	85
CDN-IM-8-0043	150	8	2L	1	NPN/PNP	✓	-	-	-	-		689	2	-	110
CDN-IM-16-0053	185	16	2L	2	NPN/PNP	✓	-	-	-	-		849	4	-	230
CDN-IOM-22-0032	150	2	2L	2	NPN/PNP		2	H	1	1A	✓	517	1	1	70
CDN-IOM-42-0048	150	4	2L	2	NPN/PNP	✓	2	H	1	2A	✓	769	2	1	85
CDN-IOM-44-0045	185	4	L	1	NPN/PNP	✓	4	H	1	2A	✓	723	2	1	90
CDN-OM-8-0026	185	-	-	-	-		8	H	1	1A	✓	417	1	1	60
CDN-IM-8-0039	190	8	L	1	NPN/PNP	✓	-	-	-	-		625	2	-	85
CDN-IOM-44-0041	190	4	L	1	NPN/PNP	✓	4	H	1	2A	✓	659	2	1	90
CDN-OM-8-0042	190	-	-	-	-		8	H	1	1A	✓	673	1	1	60

2

Supply Voltage	11-26 VDC
Internal Current Consumption	80-230 mA
Input Circuits	NPN/PNP; Per Point Diagnostics
Output Circuits	All auxiliary powered and optically isolated from DeviceNet™
Settings	Address 0-63 via DIP switches

CDN Series Heavy Duty DeviceNet™ Stations

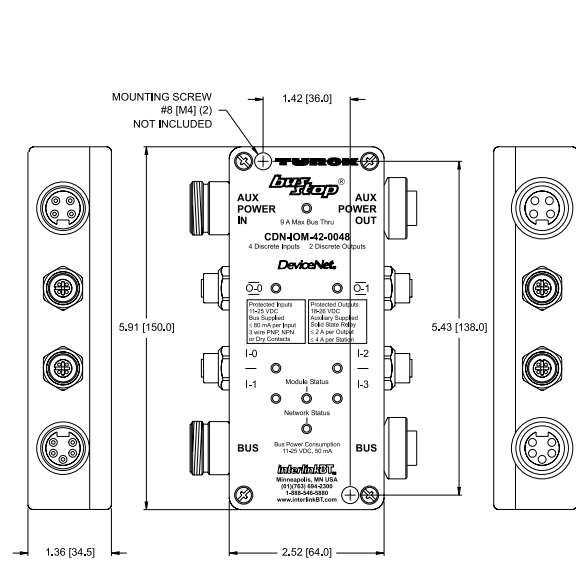
Applications

- For extremely rugged applications

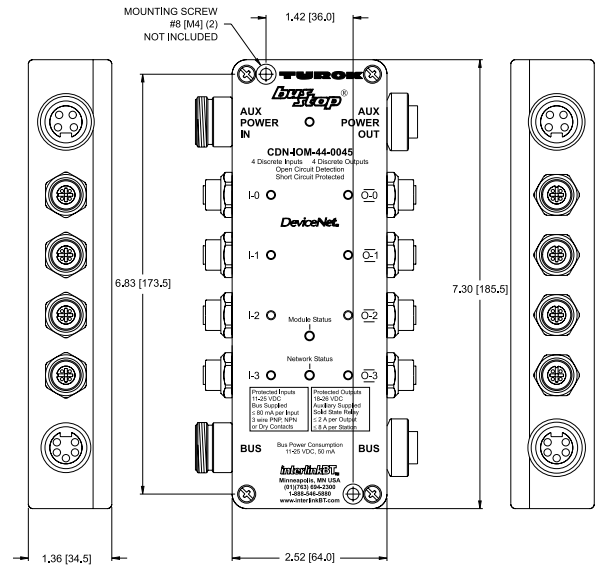
Features

- Side mounted connectors provide a clean installed layout
- Individual short circuit protection
- Individual open circuit detection
- Compatible with PNP or NPN sensors

150 mm Metal Housing



185 mm Metal Housing



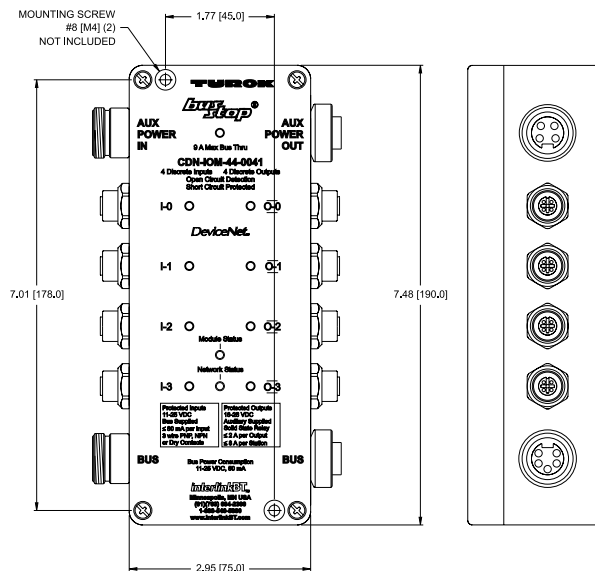
Applications

- For corrosive environments

Features

- High density polyethylene housing
- Stainless steel connectors

190 mm Fiberglass Housing



Auxiliary Power

<p>Type "T"</p>	<p>1 = AUX + 2 = E+ 3 = E- 4 = Aux-</p>	
<p>Style: 4-Pin <i>minifast</i>[®]</p> <p>Cordset: Aux Power use RSM RKM 46-*M</p> <p>Tee : Aux Power use RSM 2RKM 40</p>		<p>Male Female</p> <p>Auxiliary Power</p>

2

Input Connectors

<p>Type "L"</p>	<p>1 = V+ 2 = N/C 3 = V- 4 = Input 5 = V+</p>		
<p>Style: 5-Pin <i>eurofast</i>[®]</p> <p>Cordset: Single Sensor or Dry Contact use RK 4.4T-* -RS 4.4T</p>		<p>Single Sensor</p>	<p>Mechanical Contact</p>
<p>Type "2L"</p>	<p>1 = V + (A) 2 = Input B 3 = V - 4 = Input A 5 = V+ (B)</p>		
<p>Style: 5-Pin <i>eurofast</i>[®]</p> <p>Cordset: Sensor with 2 Signals use RK 4.4T-* -RS 4.4T</p> <p>Splitter: Splitter and 2 Sensors use VBRS 4.5-2RK 4T-*/* /S818</p>		<p>Sensor with 2 Signals</p>	<p>Splitter and 2 Sensors</p>

Output Connectors

<p>Type "H"</p>	<p>1 = N/C 2 = N/C 3 = GND 4 = Output 5 = PE</p>	
<p>Style: 5-Pin <i>eurofast</i>[®]</p> <p>Cordset: Single Output use RK 4.4T-* -RS 4.4T</p> <p>Field Wireable: Single Output use BS 8141-0</p>		<p>Single Output</p>

DeviceNet™

<p>DeviceNet</p>	<p>1 = Shield 2 = V + 3 = V - 4 = CAN_H 5 = CAN_L</p>	
<p>Style: 5-Pin <i>eurofast</i>[®]</p> <p>Cordset: Bus Line use RSM RKM 579- *M</p> <p>Tee : Bus Line use RSM 2RKM 57</p>		<p>Male Female</p> <p>Through Bus</p>

* indicates length in meters.