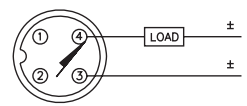
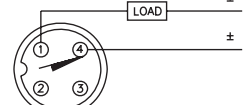
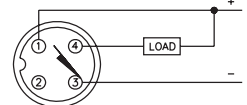
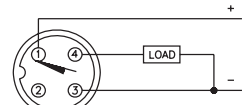
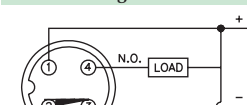
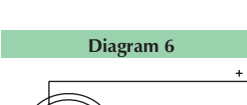
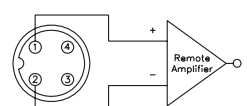
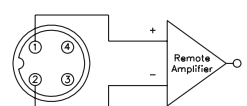


# Inductive Sensors



Housing Style	Part Number	ID Number	Features	Sensing Range (mm)	Output	
<b>12 mm - Nonembeddable, eurofast® Connection</b>  	Ni 4-M12-AD4X-H1141	T4406700		4	2-Wire DC	
	Ni 4-M12-AD4X-H1144	M4406701		4		
	Ni 8-M12-AD4X-H1141	T4411241	<i>Ext. Range</i>	8		
	Ni 8-M12-AD4X-H1144	T4411289	<i>Ext. Range</i>	8		
	Ni 4-EM12-AN7X-H1141	T4606893	<i>TTL Compatible</i>	4	3-Wire DC NPN	
	Ni 4-M12-AN6X-H1141	T4606800		4		
	Ni 5-EM12WD-AN6X-H1141	M4653431	<i>Washdown</i>	5		
	Ni 5-M12-AN6X-H1141	T4671390		5		
	Ni 8-M12-AN6X-H1141	T4611315	<i>Ext. Range</i>	8		
	Ni 8U-EM12-AN6X-H1141	M1644350	<i>Uprox</i>	8		
	Ni 8U-M12-AN6X-H1141	M1644150	<i>Uprox</i>	8		
	Ni 8U-M12-AN6X2-H1141	M1644155	<i>Uprox, Dual LED</i>	8		
	Ni 4-M12-AP6X-H1141	T4606700		4	3-Wire DC PNP	
	Ni 5-EM12WD-AP6X-H1141	M1634331	<i>Washdown</i>	5		
	Ni 5-M12-AP6X-H1141	T4653400		5		
	Ni 8-M12-AP6X-H1141	T4611310	<i>Ext. Range</i>	8		
	Ni 8U-EM12-AP6X-H1141	M1644340	<i>Uprox</i>	8		
	Ni 8U-M12-AP6X-H1141	M1644140	<i>Uprox</i>	8		
	Ni 8U-M12-AP6X2-H1141	M1644145	<i>Uprox, Dual LED</i>	8		
	Ni 4-M12-VN6X-H1141	T1643100	<i>Comp. Output</i>	4	4-Wire DC NPN	
	Ni 8-M12-VN6X-H1141	T4611323	<i>Ext. Range, Comp. Output</i>	8		
	Ni 4-EM12-VP6X-H1141	M1633101	<i>Comp. Output</i>	4	4-Wire DC PNP	
	Ni 4-M12-VP6X-H1141	T1633100	<i>Comp. Output</i>	4		
	Ni 8-M12-VP6X-H1141	T4611324	<i>Ext. Range, Comp. Output</i>	8		
	Ni 5-M12-Y1X-H1141	M4010300			5	2-Wire DC NAMUR

Voltage	Switching Freq. (Hz)	Operating Current (mA)	Operating Temp. (°C)	Protection	Housing	Face	Power LED	Output LED	Mating Cordset	Wiring Diagram #	Wiring Diagrams
10-65 VDC	2000	≤100	-25 to +70	IP 67	CPB	PA 12	N/A	YE	RK 4.2T-*	1	<p><b>Diagram 1</b></p> 
	2000	≤100	-25 to +70	IP 67	CPB	PA 12	N/A	YE	RK 4.2T-*/S674	2	
	2000	≤100	-25 to +70	IP 67	CPB	PA 12	N/A	YE	RK 4.2T-*	1	
	2000	≤100	-25 to +70	IP 67	CPB	PA 12	N/A	YE	RK 4.2T-*/S674	2	
10-30 VDC	2000	≤200	-25 to +70	IP 67	CPB	PA 12	N/A	YE	RKV 4T-*	3	<p><b>Diagram 2</b></p>  <p><b>Diagram 3</b></p> 
	2000	≤200	-25 to +70	IP 67	CPB	PA 12	N/A	YE	RK 4T-*	3	
	1500	≤200	-25 to +85	IP 68, 69K	SS	PVDF	N/A	YE	RK 4T-*	3	
	2000	≤200	-25 to +70	IP 67	CPB	PA 12	N/A	YE	RK 4T-*	3	
	2000	≤200	-25 to +70	IP 67	CPB	PA 12	N/A	YE	RK 4T-*	3	
	2000	≤200	-30 to +85	IP 68	SS	PA 12	N/A	YE	RKV 4T-*	3	
	2000	≤200	-30 to +85	IP 67	CPB	PA 12	N/A	YE	RK 4T-*	3	
10-30 VDC	2000	≤200	-25 to +70	IP 67	CPB	PA 12	N/A	YE	RK 4T-*	4	<p><b>Diagram 4</b></p>  <p><b>Diagram 5</b></p> 
	1500	≤200	-25 to +85	IP 68, 69K	SS	PVDF	N/A	YE	RK 4T-*	4	
	2000	≤200	-25 to +70	IP 67	CPB	PA 12	N/A	YE	RK 4T-*	4	
	2000	≤200	-25 to +70	IP 67	CPB	PA 12	N/A	YE	RK 4T-*	4	
	2000	≤200	-30 to +85	IP 68	SS	PA 12	N/A	YE	RKV 4T-*	4	
	2000	≤200	-30 to +85	IP 67	CPB	PA 12	N/A	YE	RK 4T-*	4	
	2000	≤200	-30 to +85	IP 67	CPB	PA 12	GN	YE	RK 4T-*	4	
10-30 VDC	2000	≤200	-25 to +70	IP 67	CPB	PA 12	N/A	YE	RK 4.4T-*	5	<p><b>Diagram 6</b></p> 
	2000	≤200	-25 to +70	IP 67	CPB	PA 12	N/A	YE	RK 4.4T-*	5	
10-30 VDC	2000	≤200	-25 to +70	IP 67	SS	PA 12	N/A	YE	RKV 4.4T-*	6	<p><b>Diagram 7</b></p> 
	2000	≤200	-25 to +70	IP 67	CPB	PA 12	N/A	YE	RK 4.4T-*	6	
	2000	≤200	-25 to +70	IP 67	CPB	PA 12	N/A	YE	RK 4.4T-*	6	
5-30 VDC	2000	Remote	-25 to +70	IP 67	CPB	PA 12	N/A	YE	RK 4.21T-*	7	<p><b>Diagram 7</b></p> 

\* Length in meters.