



Product availability : Stock - Normally stocked in distribution facility



Main

Range of product	Harmony XB5
Product or component type	Complete body/contact assembly and light block
Device short name	ZB5
Fixing collar material	Plastic
Sale per indivisible quantity	1
Contacts type and composition	1 NO + 1 NC
Contact operation	Slow-break
Connections - terminals	Screw clamp terminals: $\leq 2 \times 1.5 \text{ mm}^2$ with cable end conforming to EN 60947-1 Screw clamp terminals: $\geq 1 \times 0.22 \text{ mm}^2$ without cable end conforming to EN 60947-1
Light source	Protected LED
Bulb base	Integral LED
Light block supply	Direct
Light source colour	Red

Complementary

CAD overall width	1.18 in (30 mm)
CAD overall height	1.65 in (42 mm)
CAD overall depth	1.26 in (32 mm)
Terminals description ISO n°1	(11-12)NC (13-14)NO
Product weight	0.09 lb(US) (0.042 kg)
Contacts usage	Standard
Positive opening	With positive opening conforming to EN/IEC 60947-5-1 appendix K
Operating travel	0.06 in (1.5 mm) (NC changing electrical state) 0.1 in (2.6 mm) (NO changing electrical state) 0.17 in (4.3 mm) (total travel)
Operating force	2 N (NC changing electrical state)

	2.3 N (NO changing electrical state)
Operating torque	0.44 lbf.in (0.05 N.m) (NO changing electrical state)
Mechanical durability	5000000 cycles
Tightening torque	7.08...10.62 lbf.in (0.8...1.2 N.m) conforming to EN 60947-1
Shape of screw head	Cross head compatible with Philips no 1 screwdriver Cross head compatible with pozidriv No 1 screwdriver Slotted head compatible with flat Ø 4 mm screwdriver Slotted head compatible with flat Ø 5.5 mm screwdriver
Contacts material	Silver alloy (Ag/Ni)
Short-circuit protection	10 A cartridge fuse type gG conforming to EN/IEC 60947-5-1
[I _{th}] conventional free air thermal current	10 A conforming to EN/IEC 60947-5-1
[U _i] rated insulation voltage	600 V (degree of pollution: 3) conforming to EN 60947-1
[U _{imp}] rated impulse withstand voltage	6 kV conforming to EN 60947-1
[I _e] rated operational current	3 A at 240 V, AC-15, A600 conforming to EN/IEC 60947-5-1 6 A at 120 V, AC-15, A600 conforming to EN/IEC 60947-5-1 0.1 A at 600 V, DC-13, Q600 conforming to EN/IEC 60947-5-1 0.27 A at 250 V, DC-13, Q600 conforming to EN/IEC 60947-5-1 0.55 A at 125 V, DC-13, Q600 conforming to EN/IEC 60947-5-1 1.2 A at 600 V, AC-15, A600 conforming to EN/IEC 60947-5-1
Electrical durability	1000000 cycles, AC-15, 2 A at 230 V, operating rate: 3600 cyc/h, load factor: 0.5 conforming to EN/IEC 60947-5-1 appendix C 1000000 cycles, AC-15, 3 A at 120 V, operating rate: 3600 cyc/h, load factor: 0.5 conforming to EN/IEC 60947-5-1 appendix C 1000000 cycles, AC-15, 4 A at 24 V, operating rate: 3600 cyc/h, load factor: 0.5 conforming to EN/IEC 60947-5-1 appendix C 1000000 cycles, DC-13, 0.2 A at 110 V, operating rate: 3600 cyc/h, load factor: 0.5 conforming to EN/IEC 60947-5-1 appendix C 1000000 cycles, DC-13, 0.5 A at 24 V, operating rate: 3600 cyc/h, load factor: 0.5 conforming to EN/IEC 60947-5-1 appendix C
Electrical reliability	$\Lambda < 10\exp(-6)$ at 5 V, 1 mA in clean environment conforming to EN/IEC 60947-5-4 $\Lambda < 10\exp(-8)$ at 17 V, 5 mA in clean environment conforming to EN/IEC 60947-5-4
Signalling type	Steady
[U _s] rated supply voltage	110...120 V AC, 50/60 Hz
Current consumption	14 mA
Service life	100000 h at rated voltage and 25 °C
Surge withstand	1 kV conforming to IEC 61000-4-5

Environment

Protective treatment	TH
Ambient air temperature for storage	-40...158 °F (-40...70 °C)
Ambient air temperature for operation	-40...158 °F (-40...70 °C)
Electrical shock protection class	Class II conforming to IEC 60536
Standards	UL 508 EN/IEC 60947-5-4 CSA C22.2 No 14 EN/IEC 60947-1 JIS C 4520 EN/IEC 60947-5-1
Product certifications	GL LROS (Lloyds register of shipping) UL listed CSA DNV BV RINA
Vibration resistance	5 gn (f = 2...500 Hz) conforming to IEC 60068-2-6
Shock resistance	30 gn (duration = 18 ms) half sine wave acceleration conforming to IEC 60068-2-27 50 gn (duration = 11 ms) half sine wave acceleration conforming to IEC 60068-2-27
Resistance to fast transients	2 kV conforming to IEC 61000-4-4
Resistance to electromagnetic fields	9.14 V/yd (10 V/m) conforming to IEC 61000-4-3
Resistance to electrostatic discharge	6 kV on contact (on metal parts) conforming to IEC 61000-2-6

8 kV in free air (in insulating parts) conforming to IEC 61000-2-6

Electromagnetic emission Class B conforming to IEC 55011

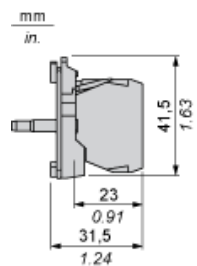
Ordering and shipping details

Category	22469 - PUSHBUTTON,22MM ACCESSORIES-NEW
Discount Schedule	CS2
GTIN	00785901388043
Nbr. of units in pkg.	1
Package weight(Lbs)	8.0000000000000002E-2
Returnability	Y
Country of origin	FR

Contractual warranty

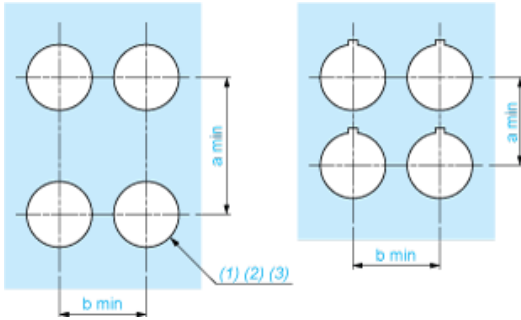
Warranty period	18 months
-----------------	-----------

Dimensions



Panel Cut-out for Pushbuttons, Switches and Pilot Lights (Finished Holes, Ready for Installation)

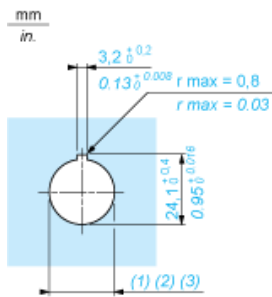
Connection by Screw Clamp Terminals or Plug-in Connectors or on Printed Circuit Board



- (1) Diameter on finished panel or support
- (2) For selector switches and Emergency stop buttons, use of an anti-rotation plate type ZB5AZ902 is recommended.
- (3) $\varnothing 22.5$ mm recommended ($\varnothing 22.3 \text{ }_0^{+0.4}$) / $\varnothing 0.89$ in. recommended ($\varnothing 0.88 \text{ in. }_0^{+0.016}$)

Connections	a in mm	a in in.	b in mm	b in in.
By screw clamp terminals or plug-in connector	40	1.57	30	1.18
By Faston connectors	45	1.77	32	1.26
On printed circuit board	30	1.18	30	1.18

Detail of Lug Recess



- (1) Diameter on finished panel or support
- (2) For selector switches and Emergency stop buttons, use of an anti-rotation plate type ZB5AZ902 is recommended.
- (3) $\varnothing 22.5$ mm recommended ($\varnothing 22.3 \text{ }_0^{+0.4}$) / $\varnothing 0.89$ in. recommended ($\varnothing 0.88 \text{ in. }_0^{+0.016}$)