




Product availability : Stock - Normally stocked in distribution facility



### Main

Range of product	Harmony XVB Universal
Product or component type	Indicator bank
Beacon or indicator bank unit type	Illuminated unit
Signalling type	Steady
Mounting diameter	2.76 in (70 mm)
Component name	XVBC
Material	Polycarbonate
Light source	Yellow bulb not included
Bulb type	Incandescent with BA 15d base Protected LED
[Us] rated supply voltage	<= 250 V

### Complementary

Assembly style	Customer assembly, up to 5 units
Power dissipation in W	<= 7 W
Connections - terminals	Screw clamp terminals : <= 1 x 1.5 mm <sup>2</sup> with cable end
[Ui] rated insulation voltage	250 V conforming to IEC 60947-1
Nominal voltage limit	0.85...1.1 Un conforming to IEC 60947-5-1
[Uimp] rated impulse withstand voltage	4 kV conforming to IEC 60947-1
CAD overall width	2.76 in (70 mm)
CAD overall height	2.48 in (63 mm)
CAD overall depth	2.76 in (70 mm)

### Environment

Pollution degree	2
Product certifications	UL 508 GOST CSA C22-2 No 14

CCC

Standards	EN/IEC 60947-5-1
Protective treatment	TC
Ambient air temperature for storage	-40...158 °F (-40...70 °C)
Ambient air temperature for operation	-13...122 °F (-25...50 °C), with LED -13...158 °F (-25...70 °C), with incandescent
Electrical shock protection class	Class I on support tube conforming to IEC 61140 Class II on base unit conforming to IEC 61140
IP degree of protection	IP65 on fixing base XVBZ0. conforming to IEC 60529 IP66 on base unit conforming to IEC 60529
NEMA degree of protection	NEMA 4X indoor conforming to UL 508

### Ordering and shipping details

Category	22611 - XVB-STACKLIGHTS
Discount Schedule	XV
GTIN	00785901326069
Nbr. of units in pkg.	1
Package weight(Lbs)	0.31
Returnability	Y
Country of origin	ID

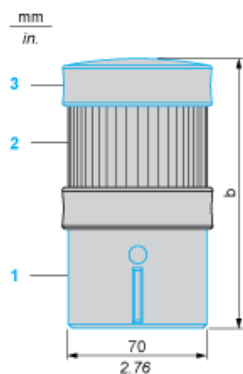
### Contractual warranty

Warranty period	18 months
-----------------	-----------

Indicator Bank without "Flash" Discharge Tube Unit

Dimensions

Below drawing shows the minimum configuration of the product. Select the number of stages according to the product characteristics in order to get b dimension.



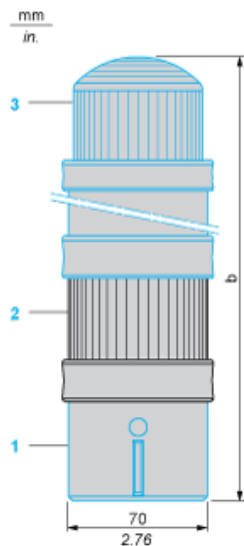
- (1) Base unit XVBC21, to be ordered separately
- (2) Illuminated or audible signalling unit
- (3) Cover (supplied with XVBC21 base unit)

Number of illuminated or audible signalling units (no "flash")	b in mm	b in in.
1	138	5.43
2	201	7.91
3	264	10.39
4	327	12.87
5	390	15.35

Indicator Bank with "Flash" Discharge Tube Unit

Dimensions

Below drawing shows the minimum configuration of the product. Select the number of stages according to the product characteristics in order to get b dimension.



- (1) Base unit XVBC07, to be ordered separately
- (2) Illuminated or audible signalling unit
- (3) "Flash" unit, to be ordered separately

Number of illuminated or audible signalling units other than "flash" tube	b in mm	b in in.
1	295	11.61
2	358	14.09
3	421	16.57
4	484	19.06