



Model number

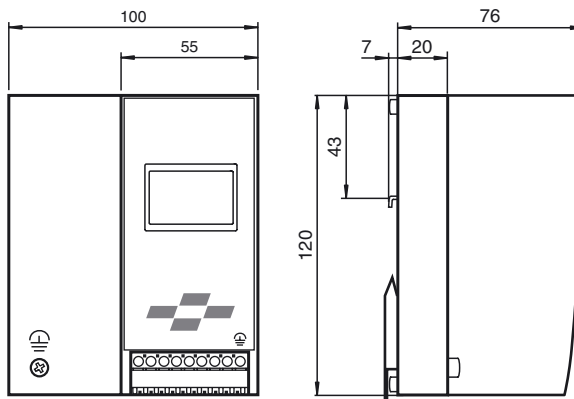
VBG-IP-K20-D

Ethernet gateway

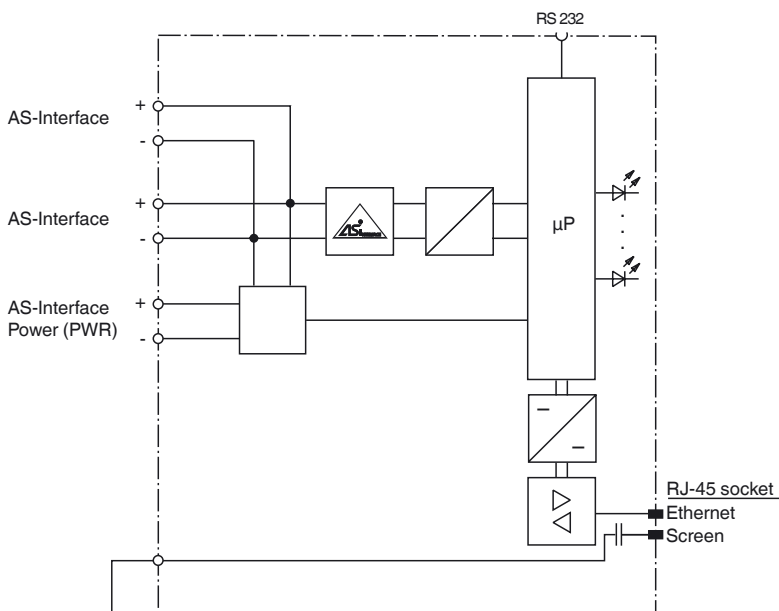
Features

- Gateway compliant with AS-Interface specification 3.0
- Fault diagnosis via LEDs and graphic display
- Easy commissioning by graphic display
- AS-Interface monitor or extended AS-Interface diagnostic read via display
- Duplicate addressing detection
- Earth fault detection
- AS-Interface noise detection
- All AS-Interface functions possible via Ethernet
- Commissioning, locally on the gateway or via AS-i Control Tools software
- Ethernet diagnostic interface

Dimensions

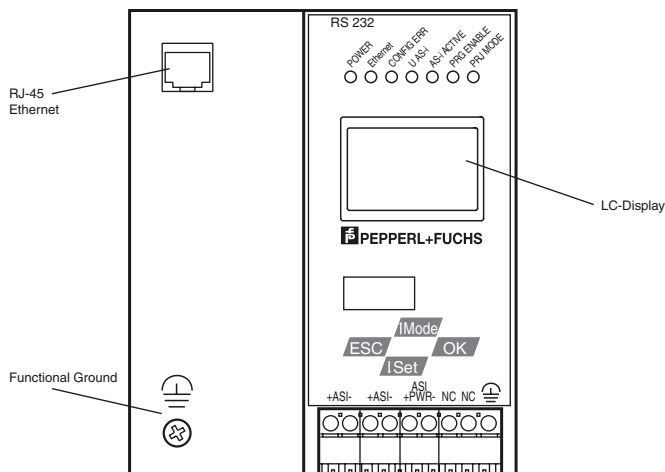


Electrical connection



At the cable for power supply no slaves or repeaters may be attached.
At the cable for AS-Interface circuit no power supplies or further masters may be attached.

Indicating / Operating means



Release date: 2013-12-12 11:21 Date of issue: 2013-12-12 184832_eng.xml

Technical data**General specifications**

AS-Interface specification	V3.0
PLC-Functionality	activateable
Duplicate address detection	from AS-Interface slaves
Earth fault detection	EFD integrated
EMC monitoring	integrated
Diagnostics function	Extended function via display
UL File Number	E223772

Functional safety related parameters

MTTF _d	80 a at 30 °C
-------------------	---------------

Indicators/operating means

Display	Illuminated graphical LC display for addressing and error messages
LED ETHERNET	ethernet active; LED green
LED AS-i ACTIVE	AS-Interface operation normal; LED green
LED CONFIG ERR	configuration error; LED red
LED PRG ENABLE	autom. programming; LED green
LED POWER	voltage ON; LED green
LED PRJ MODE	projecting mode active; LED yellow
LED U AS-i	AS-Interface voltage; LED green
Switch SET	Selection and setting of a slave address
OK button	Mode selection traditional-graphical/confirmation
Button MODE	Mode selection PRJ-operation/save configuration/cursor
ESC button	Mode selection traditional-graphical/cancel

Electrical specifications

Insulation voltage	U _i	≥ 500 V
Rated operating voltage	U _e	from AS-Interface
Rated operating current	I _e	≤ 200 mA from AS-Interface

Interface 1

Interface type	10 Base-T
Protocol	MODBUS TCP/IP
Transfer rate	10 MBit/s / 100 MBit/s

Interface 2

Interface type	RS 232, serial Diagnostic Interface
Transfer rate	19,2 kBit/s

Connection

Ethernet	RJ-45
AS-Interface	spring terminals, removable

Ambient conditions

Ambient temperature	0 ... 55 °C (32 ... 131 °F)
Storage temperature	-25 ... 85 °C (-13 ... 185 °F)
Shock and impact resistance	according to EN 61131-2

Mechanical specifications

Protection degree	IP20
Mass	460 g
Construction type	Low profile housing , Stainless steel

Compliance with standards and directives

Standard conformity	
Electromagnetic compatibility	EN 61326:2003
AS-Interface	EN 50295:1999
Protection degree	EN 60529:2000

Notes

In an AS-Interface network only one device can be operated earth fault detection. If there are many devices in an AS-Interface network, this can lead to the earth fault monitoring response threshold becoming less sensitive.

Function

The VBG-IP-K20-D is an Ethernet gateway according to AS-Interface specification 3.0 in IP20. The construction type is especially suited for use in a switch cabinet. The master is supplied by the AS-interface cable.

For the AS-Interface gateway with graphic display, the commissioning of the AS-Interface circuit as well as the test of the connected periphery can be completely separated from the commissioning of the Ethernet as well as the programming. The on-site operation via the graphic display and the four push buttons make it possible to show all of the functions on the display, which, for all other AS-Interface masters, are covered by the software AS-i Control Tools. An additional RS 232 socket is available with the option to read out data directly from the gateway via gateway, network and function within the scope of an enhanced on-site diagnosis. There are 7 LEDs on the front panel, showing the current status of the AS-Interface line. The master is supplied by the AS-interface cable. Each Ethernet gateway is delivered with an unique MAC ID. By means of this MAC-ID and Bootp, an IP address can be assigned to the gateway.

PLC Functionality

Furthermore, the gateway can optionally be delivered with PLC functionality. Therefore you can order a code key VAZ-CTR additionally.

Accessories**VAZ-SW-ACT32**

Full version of the AS-I Control Tools including connection cable

USB-0,8M-PVC ABG-SUBD9

Interface converter USB/RS 232