



**62**  
Spec 2.1

**Model number**

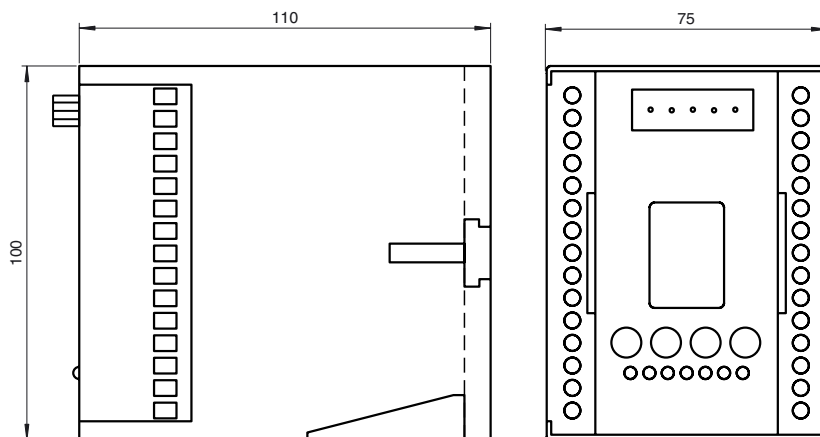
**VBG-CAN-K5-D**

CANopen Gateway

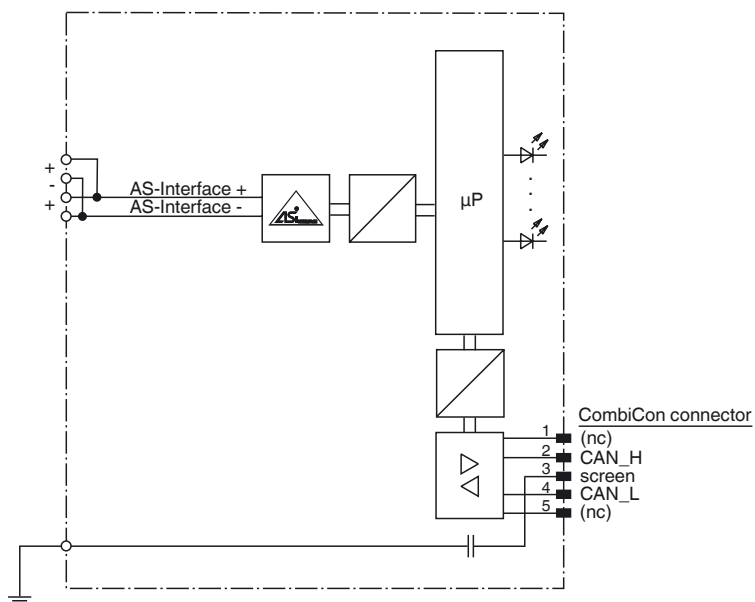
**Features**

- Gateway according to AS-Interface specification 2.1 for up to 62 units
- Protocol standard: CANopen
- Voltage supply from AS-Interface
- Programmable slave addresses
- Display of detected slaves
- Fault diagnosis via LEDs and graphic display
- Easy commissioning by graphic display
- AS-Interface monitor or extended AS-Interface diagnostic read via display

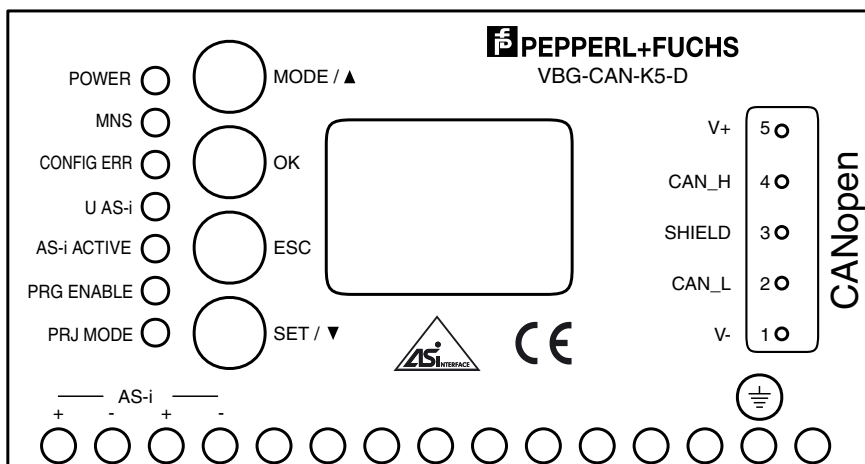
**Dimensions**



**Electrical connection**



**Indicating / Operating means**



Release date: 2007-07-30 09:46 Date of issue: 2014-01-13 122651\_Leng.xml

Refer to "General Notes Relating to Pepperl+Fuchs Product Information".

Pepperl+Fuchs Group  
www.pepperl-fuchs.com

USA: +1 330 486 0001  
fa-info@us.pepperl-fuchs.com

Germany: +49 621 776 4411  
fa-info@de.pepperl-fuchs.com

Singapore: +65 6779 9091  
fa-info@sg.pepperl-fuchs.com

**Technical data****General specifications**

AS-Interface specification	V2.11
PLC-Functionality	none
Diagnostics function	Extended function via display

**Indicators/operating means**

Display	Graphical LC display for addressing and error messages
LED AS-i ACTIVE	AS-Interface operation normal; LED green
LED CONFIG ERR	configuration error; LED red
LED PRG ENABLE	autom. programming; LED green
LED POWER	voltage ON; LED green
LED PRJ MODE	projecting mode active; LED yellow
LED U AS-i	AS-Interface voltage; LED green
LED MNS	Module/net status; LED green/red
Switch SET	Selection and setting of a slave address
OK button	Mode selection traditional-graphical/confirmation
Button MODE	Mode selection PRJ-operation/save configuration/cursor
ESC button	Mode selection traditional-graphical/cancel

**Electrical specifications**

Insulation voltage	$U_i$	$\geq 500$ V
Rated operating voltage	$U_e$	from AS-Interface
Rated operating current	$I_e$	$\leq 200$ mA

**Interface**

Protocol	CANopen
----------	---------

**Connection**

AS-Interface	screw terminals
DeviceNet	5-pin CombiCon connector according to DeviceNet specification

**Ambient conditions**

Ambient temperature	0 ... 55 °C (32 ... 131 °F)
Storage temperature	-15 ... 70 °C (5 ... 158 °F)

**Mechanical specifications**

Protection degree	IP40 (housing), IP20 (terminals)
Mass	420 g
Construction type	Low profile housing , plastic

**Compliance with standards and directives**

Standard conformity	
Protection degree	DIN 40050

**Function**

The VBG-CAN-K5-D is a gateway to a CANopen network. The gateway acts as a 128 bit digital I/O module. All mandatory functions, as well as interrupts and 8 bit groups etc. are implemented. An emergency message can be activated in the case of an AS-Interface configuration error.

The AS-Interface master is connected to CANopen with a 5-pin CombiCon connector in accordance with the DeviceNet specifications. Self-opening device terminals for leads are available for all other connections.

The push buttons are used for address assignment of the AS-Interface slaves and acceptance of the desired configuration. There are 7 LEDs on the front panel, showing the current status of the AS-Interface line.

In the case of the AS-Interface Gateway with graphical display, the AS-Interface circuit can be placed in service and the test of the connected periphery can be kept entirely separate from the commissioning of the DeviceNet. On-site operation with the aid of the graphical display and 4 push buttons makes it possible to show all functions on the display that are covered by the AS-i Control Tools software for other AS-Interface masters.

**Software**

No additional software is required.