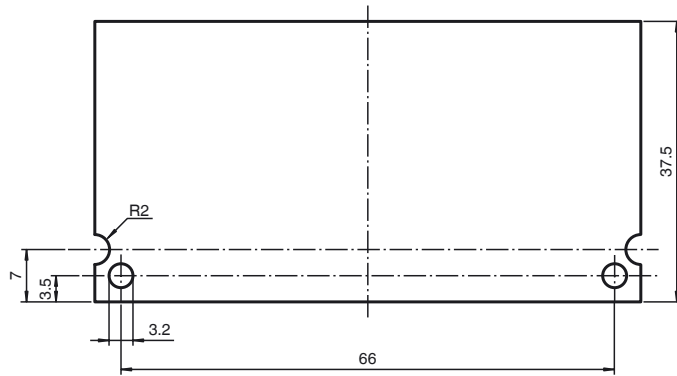


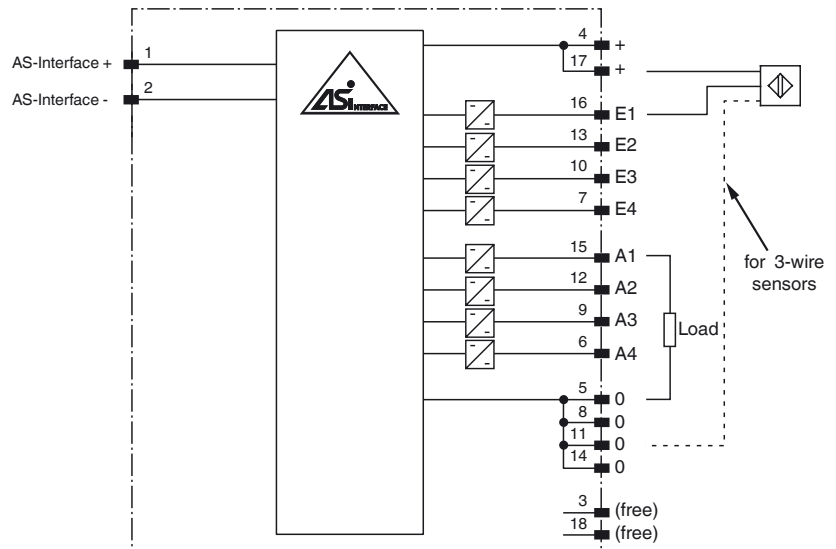


62
Spec 2.1

Dimensions



Electrical connection



Model number

VBA-4E3A-CB-E/E2-P

Printed circuit board module 4 inputs / 3 outputs

Features

- A/B slave with extended addressing possibility for up to 62 slaves
- Integrated communication monitoring function
- Inputs and outputs short-circuit and overload proof
- No external power supply required
- Connection via pins

Function

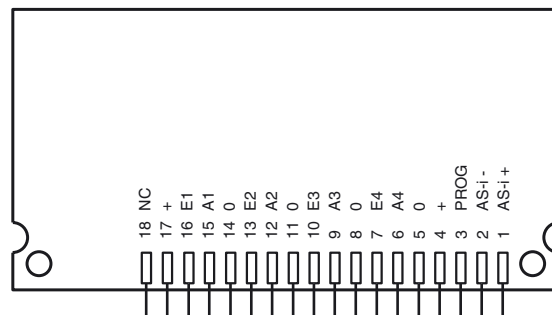
The VBA-4E3A-CB-E/E2-P AS-Interface coupling module is the circuit board solution for an AS-Interface slave. The module is ideal for integration into customer-specific electronics, e. g. keypads, actuators, etc. The circuit board is supplied by the AS-Interface. The inputs and outputs are short-circuit and overload-proof.

Note:

In the case of communication errors on the bus, the outputs are de-energised via an integrated watchdog.

Pepperl+Fuchs can customise connectors and circuit board sizes e. g. for 2EA, 2E1A, ... models to meet your specific applications.

Indicating / Operating means



Release date: 2013-12-12 11:20 Date of issue: 2013-12-12 12:1682_eng.xml

Technical data**General specifications**

Slave type	A/B slave
------------	-----------

Electrical specifications

Rated operating voltage	U_e	26.5 ... 31.6 V from AS-Interface
Rated operating current	I_e	≤ 20 mA (without sensors)
Protection class		III

Input

Number/Type	4 inputs for mechanical contacts
Supply	from AS-Interface
Voltage	21 ... 31 V
Input current	≤ 8 mA (limited internally)
Switching point	
0 (unattenuated)	≤ 1 mA
1 (attenuated)	≥ 5 mA

Output

Number/Type	3 electronic outputs, PNP
Supply	from AS-Interface
Current	≤ 80 mA per output, ≤ 80 mA total
Voltage	21 ... 31 V

Programming instructions

Profile	S-7.A.E
IO code	7
ID code	A
ID2 code	E

Data bits (function via AS-Interface)	input	output
D0	IN1	OUT1
D1	IN2	OUT2
D2	IN3	OUT3
D3	IN4	-

Parameter bits (programmable via AS-i) function

P0	not used
P1	not used
P2	not used
P3	not used

Ambient conditions

Ambient temperature	-25 ... 70 °C (-13 ... 158 °F)
Storage temperature	-40 ... 70 °C (-40 ... 158 °F)

Mechanical specifications

Protection degree	IP20 (completely fitted) according to EN 60529
Connection	solder pins