



Model number

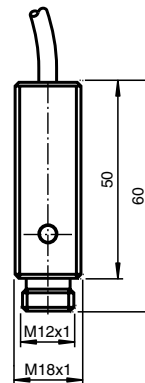
VBA-1E3A-M18-ZE/E2-V1

AS-Interface module in M18 stainless steel head ferrule
1 input/3 outputs

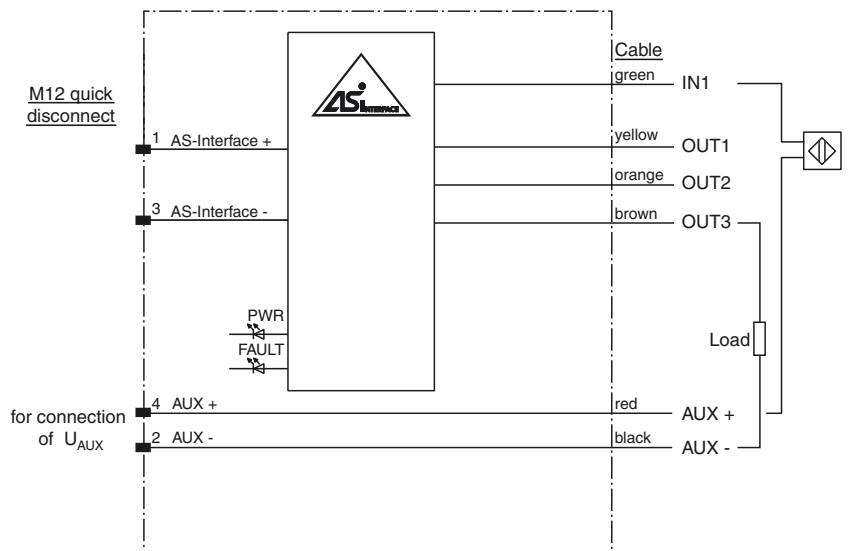
Features

- A/B slave with extended addressing possibility for up to 62 slaves
- Input for 2-wire sensor
- Function display for bus
- For screw mounting in almost all metric threads and PGs
- Unlimited addressing!
- Power supply of the inputs and outputs from the external auxiliary voltage
- Including M25 adapter to M18 x 1 for connection to MOVIMOT

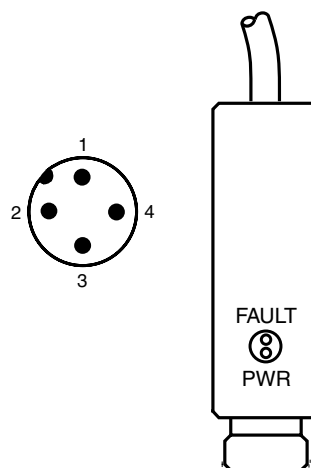
Dimensions



Electrical connection



Indicating / Operating means



Release date: 2016-03-03 17:54 Date of issue: 2016-03-03 180048_eng.xml

Technical data**General specifications**

Slave type	A/B slave
AS-Interface specification	V2.1
Required master specification	≥ V2.0

Indicators/operating means

LED FAULT	communication error / address is 0; LED red
LED PWR	AS-Interface voltage; LED green

Electrical specifications

Auxiliary voltage (output)	U_{AUX}	24 V DC ± 15 % PELV, not short-circuit protected
Insulation voltage	U_i	≥ 500 V
Rated operating voltage	U_e	26.5 ... 31.6 V from AS-Interface
Rated operating current	I_e	≤ 30 mA

Input

Number/Type	1 Input for 2-wire sensor
Supply	from external auxiliary voltage U_{AUX}
Switching point	OFF ≤ 0.8 mA ON ≥ 5 mA

Output

Number/Type	3 electronic outputs, PNP
Supply	from external auxiliary voltage U_{AUX}
Current	20 mA per output

Programming instructions

Profile	S-9.A.E
IO code	9
ID code	A
ID2 code	E

Data bits (function via AS-Interface)	input	output
D0	-	OUT1
D1	-	OUT2
D2	-	OUT3
D3	IN1	-

Parameter bits (programmable via AS-i) function

P0	not used
P1	not used
P2	not used
P3	not used

Standard conformity

Electromagnetic compatibility	acc. to EN 50081-2 / EN 50082-2
-------------------------------	---------------------------------

Ambient conditions

Ambient temperature	0 ... 70 °C (32 ... 158 °F)
Storage temperature	-25 ... 70 °C (-13 ... 158 °F)
Shock and impact resistance	≤ 15 g at T ≤ 11 ms, 10 ... 55 Hz, 0,5 mm amplitude

Mechanical specifications

Degree of protection	IP67 according to EN 60529 The protection class applies only for installation of the module in a connection housing for parts of the module located outside of the connection housing (external M12 connection, inside cable connection). The housing duct must be sealed with a suitable adhesive.
Connection	AS-Interface and auxiliary voltage: M12x1 round connector auxiliary voltage, input and outputs: 20 cm connection cable
Mass	110 g

Function

The cylindrical AS-Interface module permits an easy connection of standard actuators to the AS-Interface. The input/output combination of 1:3 makes it particularly suitable for operation with motors (start/stop, forward/reverse, rotational speed 1/2, alarm indication); this means that all other actuators can also be easily connected to the AS-Interface. By means of mechanical adaptor nuts, the AS-Interface slave attaches to PG cable glands as well as metric cable glands. MOVIMOT® from SEW-Eurodrive requires an M25 adaptor with M18 x 1 quick disconnects which is included in the delivery package. The mechanically strong and short design is an advantage of the stainless steel head ferrule in well-tried and tested Pepperl+Fuchs quality.

The M12 plug establishes a connection to AS-Interface and to the auxiliary supply. Two LEDs show the voltage supply and AS-Interface communication errors. Using additional auxiliary power does not overload the AS-Interface power supply. Therefore, up to 31 cylinder modules can be connected to the AS-Interface line.

Accessories**VAZ-2T5-G2**

Splitter box AS-Interface and auxiliary voltage to 5 x M12 round connector

VAZ-2T1-FK-1M-PUR-V1-W

Splitter box AS-Interface and auxiliary voltage to 1 x M12 round connector