



**Model number**

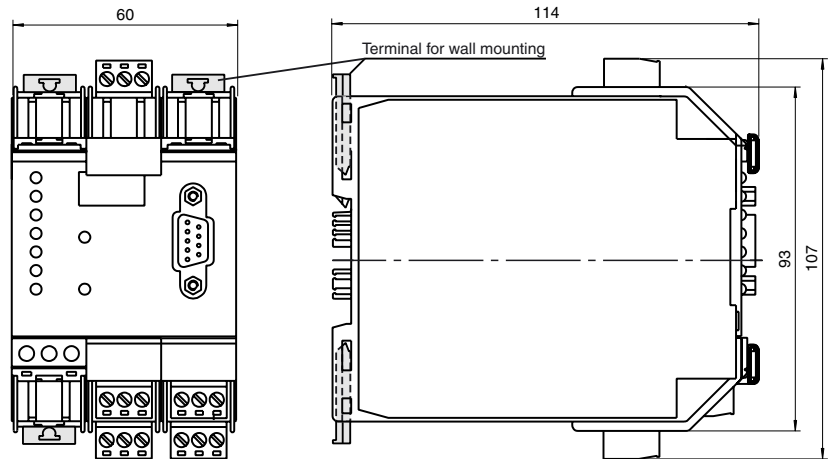
**VAM-CTR-KF-R2**

AS-Interface master RS 232 cabinet module

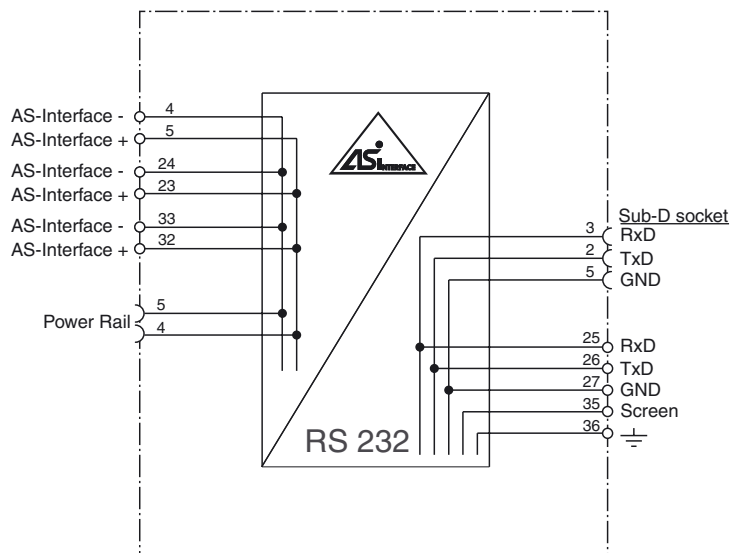
**Features**

- Stand-alone master with PLC functionality
- Two-digit LC display
- Voltage supply from AS-Interface
- Automatic baud rate detection
- Programmable slave addresses
- Display of detected slaves
- Fault diagnosis
- Parameterization and monitor software
- Power Rail connection
- RS 232 interface

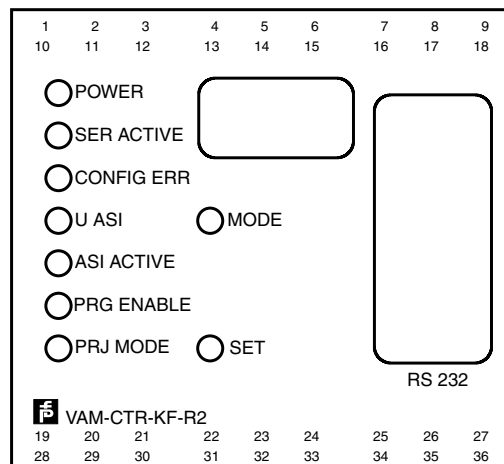
**Dimensions**



**Electrical connection**



**Indicating / Operating means**



Release date: 2013-12-12 11:19 Date of issue: 2013-12-12 037830\_eng.xml

Refer to "General Notes Relating to Pepperl+Fuchs Product Information".

Pepperl+Fuchs Group  
www.pepperl-fuchs.com

USA: +1 330 486 0001  
fa-info@us.pepperl-fuchs.com

Germany: +49 621 776 4411  
fa-info@de.pepperl-fuchs.com

Singapore: +65 6779 9091  
fa-info@sg.pepperl-fuchs.com

**Technical data****General specifications**

AS-Interface specification	V2.0
PLC-Functionality	integrated
Diagnostics function	integrated

**Indicators/operating means**

Display	2-digit LC Display for address and error message
LED AS-i ACTIVE	AS-Interface operation normal; LED green
LED CONFIG ERR	configuration error; LED red
LED PRG ENABLE	autom. programming; LED green
LED POWER	voltage ON; LED green
LED PRG MODE	projecting mode active; LED yellow
LED SER ACTIVE	interface in operation; LED green
LED U AS-i	AS-Interface voltage; LED green
Switch SET	Selection and setting of a slave address
Button MODE	Mode selection/save configuration

**Electrical specifications**

Insulation voltage	$U_i$	$\geq 500$ V
Rated operating voltage	$U_e$	from AS-Interface
Rated operating current	$I_e$	$\leq 150$ mA

**Interface**

Interface type	RS 232
Transfer rate	1200 , 2400 , 4800 , 9600 , 19200 , 38400 or 57600 Bit/s , Automatic baud rate detection

**Connection**

AS-Interface	removable coded terminals, Power Rail
--------------	---------------------------------------

**Ambient conditions**

Ambient temperature	0 ... 55 °C (32 ... 131 °F)
Storage temperature	-25 ... 70 °C (-13 ... 158 °F)

**Mechanical specifications**

Protection degree	IP20
Mass	420 g
Construction type	Low profile housing , plastic

**Compliance with standards and directives**

Standard conformity	
Protection degree	EN 60529

**Function**

The VAM-CTR-KF-R\* is a stand-alone master with integrated PLC functionality. The design of this master is ideal for use in a cabinet. Its housing, only 60 mm wide, occupies little space in a cabinet installation. The VAM-CTR-KF-R\* is installed by snapping it onto the 35 mm DIN Rail per EN 50022, with the integrated Power Rail. The AS-Interface signal is transmitted through conductors, which are integrated into the Power Rail. Thus all cabinet modules in KF housing can be connected to the AS-Interface cable by simply snapping them onto the DIN Rail. Removable terminals for leading the AS-Interface cable through the cabinet are available. These terminals are coded and allow "online" maintenance, i. e. while the system is under power. The connection to the AS-Interface power supply is established through these terminals which can also be used for the serial interface. A 9-pin SubD connector is also available. Power to the master is supplied by the AS-Interface cable.

Two push buttons are used for address assignment of the AS-Interface slaves and acceptance of the desired configuration. In configuration mode, all detected AS-Interface slaves are displayed on the 2-digit LCD. In normal operation, the LCD is blank unless the master detects a faulty AS-Interface slave. There are 7 LEDs on the front panel, showing the current status of the AS-Interface line.

**PLC Functionality**

The VAM-CTR-KF-R\* provides 16 kBytes of program memory, 8 kBytes of main memory, 1024 counters and 1024 timers for PLC functionality. These capacities suffice to process data on the AS-Interface. Thus the master can also be operated in "stand-alone" mode. The program processing time is approximately 1000 word commands every 2 ms. The programming language is based upon the STEP5® programming language.

**Software**

The AS-i Control Tools software is supplied as restricted version together with the documentation. The software performs addressing, programming and monitoring of the AS-Interface network. In addition, it contains an editor that creates programs for the integrated PLC functionality. The full version of the AS-i Control Tool is available as an accessory and features an expanded diagnostics monitor as well as a larger program memory for AS-Interface Control which makes it possible to detect faulty telegrams of slaves.

**Accessories****VAZ-SW-ACT32**

Full version of the AS-I Control Tools including connection cable

**UPR-05**

Universal Power Rail with end caps and cover, 5 conductors