



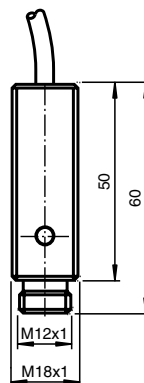
**Model number**

**VAA-1E3A-M18-ZE/E2-V1**  
 AS-Interface module in M18 stainless steel head ferrule  
 1 input/3 outputs

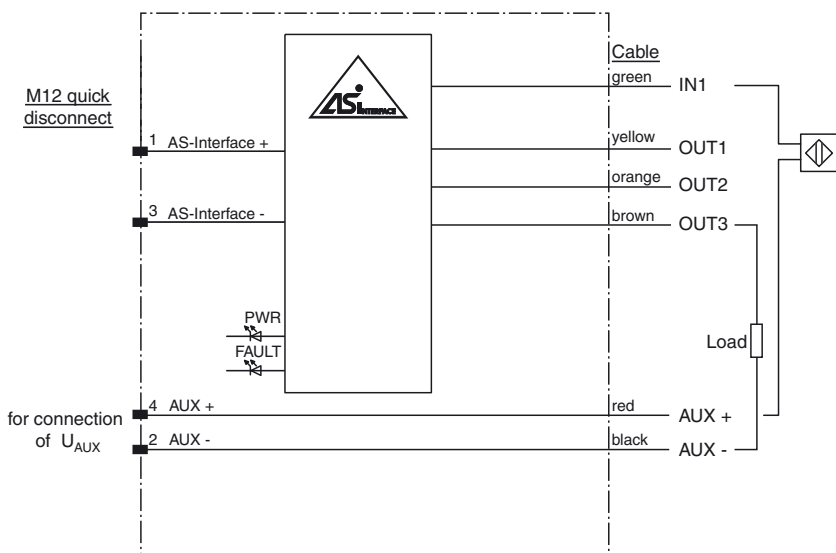
**Features**

- Input for 2-wire sensor
- Function display for bus
- For screw mounting in almost all metric threads and PGs
- Unlimited addressing!
- Power supply of the inputs and outputs from the external auxiliary voltage
- Including M25 adapter to M18 x 1 for connection to MOVIMOT

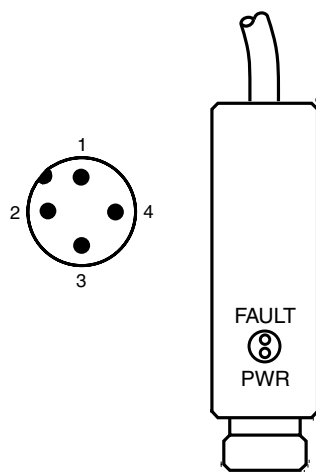
**Dimensions**



**Electrical connection**



**Indicating / Operating means**



Release date: 2016-03-07 09:31 Date of issue: 2016-03-07 11:255\_eng.xml

**Technical data****General specifications**

Slave type	Standard slave
------------	----------------

**Functional safety related parameters**

MTTF <sub>d</sub>	350 a at 30 °C
-------------------	----------------

**Indicators/operating means**

LED FAULT	communication error / address is 0; LED red
LED PWR	AS-Interface voltage; LED green

**Electrical specifications**

Auxiliary voltage (output)	U <sub>AUX</sub>	24 V DC ± 15 % PELV (protection class 3 according to VDE 0106/IEC 364-4-41)
Rated operating voltage	U <sub>e</sub>	26.5 ... 31.6 V from AS-Interface
Rated operating current	I <sub>e</sub>	≤ 20 mA

**Input**

Number/Type	1 Input for 2-wire sensor
Supply	from external auxiliary voltage U <sub>AUX</sub>
Switching point	OFF ≤ 0.8 mA ON ≥ 5 mA

**Output**

Number/Type	3 electronic outputs, PNP
Supply	from external auxiliary voltage U <sub>AUX</sub>
Current	20 mA per output

**Programming instructions**

Profile	S-9.F
IO code	9
ID code	F
ID2 code	0

Data bits (function via AS-Interface)	input	output
D0	-	OUT1
D1	-	OUT2
D2	-	OUT3
D3	IN1	-

**Parameter bits (programmable via AS-i)**

Parameter bits	function
P0	not used
P1	not used
P2	not used
P3	not used

**Ambient conditions**

Ambient temperature	0 ... 70 °C (32 ... 158 °F)
Storage temperature	-40 ... 70 °C (-40 ... 158 °F)

**Mechanical specifications**

Degree of protection	IP67 according to EN 60529 The protection class applies only for installation of the module in a connection housing for parts of the module located outside of the connection housing (external M12 connection, inside cable connection). The housing duct must be sealed with a suitable adhesive.
Connection	AS-Interface and auxiliary voltage: M12x1 round connector auxiliary voltage, input and outputs: 20 cm connection cable
Mass	110 g

**Function**

The cylindrical AS-Interface module permits an easy connection of standard actuators to the AS-Interface. The input/output combination of 1:3 makes it particularly suitable for operation with motors (start/stop, forward/reverse, rotational speed 1/2, alarm indication); this means that all other actuators can also be easily connected to the AS-Interface. By means of mechanical adaptor nuts, the AS-Interface slave attaches to PG cable glands as well as metric cable glands. MOVIMOT® from SEW-Eurodrive requires an M25 adaptor with M18 x 1 quick disconnects which is included in the delivery package. The mechanically strong and short design is an advantage of the stainless steel head ferrule in well-tried and tested Pepperl+Fuchs quality.

The M12 plug establishes a connection to AS-Interface and to the auxiliary supply. Two LEDs show the voltage supply and AS-Interface communication errors. Using additional auxiliary power does not overload the AS-Interface power supply. Therefore, up to 31 cylinder modules can be connected to the AS-Interface line.

**Accessories****VAZ-2T5-G2**

Splitter box AS-Interface and auxiliary voltage to 5 x M12 round connector

**VAZ-2T1-FK-1M-PUR-V1-W**

Splitter box AS-Interface and auxiliary voltage to 1 x M12 round connector