

MODEL NUMBER

TXP-M21YNMM

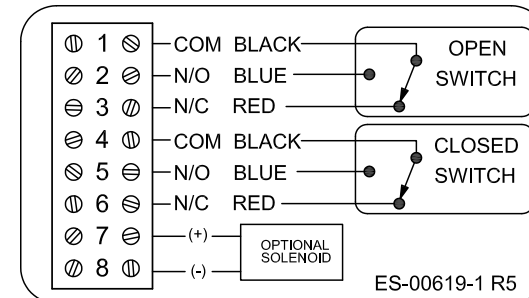
PRODUCT LINE

Switchbox TXP and TXS


SPECIFICATIONS

Enclosure	Tropicalized Aluminum
Bus/Sensor	(2) Mech SPDT
Area Classification	Explosion Proof
Visual Display	90° Yellow OPEN, Black CLOSED
Shaft	NAMUR
Conduit Entries	(2) M20
O-Rings	Silicone
Pilot	No pilot option
Spool Valve	No spool valve option
Valve Cv	No valve Cv option
Manual Override	No manual override option
Regional Certification	No regional cert option
N Switch	No N Switch

WIRING DIAGRAM



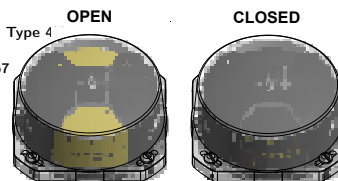
NAMEPLATE



CI I Div 1, Grps C-D; CI II Div 1, Grps E-G; -50°C ≤ Ta ≤ 60°C; Type 4
 Ex db IIC T6/T4 Gb; -65°C ≤ Ta ≤ 40°C/80°C
 Ex tb IIC T85°C/T135°C Db; -50°C ≤ Ta ≤ 40°C/80°C; IP66/67
 Sira 04ATEX1218X IECEX SIR 06.0054X
 Lead seal required within 18 inches of enclosure
 SWITCH: SPDT 10A/250VAC; 3A/24VDC

TopWorx
 3300 Fern Valley Road
 Louisville, KY 40213 USA
www.topworx.com

Model #:
Serial #:



www.electrosupply.com
sales@electrosupply.com
 1-800-663-6576