

Model Number

SJ10-N

Features

- Usable up to SIL 2 acc. to IEC 61508
- 10 mm slot width

Technical Data

General specifications

Switching function	Normally closed (NC)
Output type	NAMUR
Slot width	10 mm
Depth of immersion (lateral)	13.5 ... 16.5 mm , typ. 15 mm
Output type	2-wire

Nominal ratings

Nominal voltage	U_o	8.2 V (R_i approx. 1 k Ω)
Operating voltage	U_B	5 ... 25 V
Switching frequency	f	0 ... 1000 Hz
Hysteresis	H	0.1 ... 0.5 mm

Current consumption

Measuring plate not detected	≥ 3 mA
Measuring plate detected	≤ 1 mA

Functional safety related parameters

MTTF _d	11460 a
Mission Time (T_M)	20 a
Diagnostic Coverage (DC)	0 %

Ambient conditions

Ambient temperature	-25 ... 100 °C (-13 ... 212 °F)
---------------------	---------------------------------

Mechanical specifications

Connection type	cable PVC , 2 m
Core cross-section	0.75 mm ²
Housing material	PBT
Degree of protection	IP67
Cable	
Bending radius	> 10 x cable diameter

General information

Use in the hazardous area	see instruction manuals
Category	1G; 2G; 1D

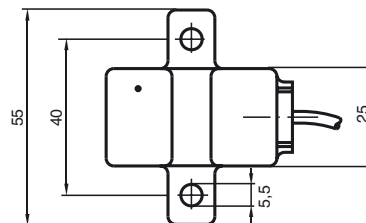
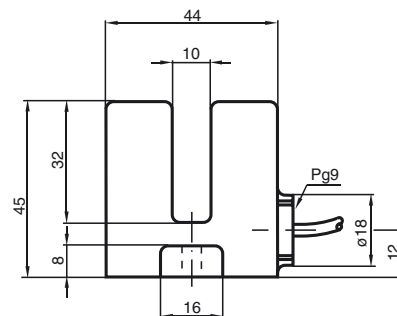
Compliance with standards and directives

Standard conformity	
NAMUR	EN 60947-5-6:2000 IEC 60947-5-6:1999
Standards	EN 60947-5-2:2007 IEC 60947-5-2:2007

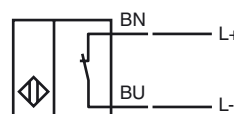
Approvals and certificates

FM approval	
Control drawing	116-0165
UL approval	cULus Listed, General Purpose
CSA approval	cCSAus Listed, General Purpose
CCC approval	CCC approval / marking not required for products rated ≤ 36 V

Dimensions



Electrical Connection



Equipment protection level Ga

Instruction

Device category 1G

EC-Type Examination Certificate

CE marking

ATEX marking

Standards

Appropriate type

Effective internal inductivity C_i Effective internal inductance L_i

General

Highest permissible ambient temperature

Installation, commissioning

Maintenance

Special conditions

Protection from mechanical danger

Electrostatic charge

Manual electrical apparatus for hazardous areas

for use in hazardous areas with gas, vapour and mist

PTB 99 ATEX 2219 X

CE 0102

II 1G Ex ia IIC T6...T1 Ga

The Ex-related marking can also be printed on the enclosed label.

EN 60079-0:2012+A11:2013, EN 60079-11:2012

Ignition protection "Intrinsic safety"

Use is restricted to the following stated conditions

SJ10-N...

 $\leq 50 \text{ nF}$; a cable length of 10 m is considered. $\leq 1000 \mu\text{H}$; a cable length of 10 m is considered.

The apparatus has to be operated according to the appropriate data in the data sheet and in this instruction manual. The EU-type examination certificate has to be observed. The special conditions must be adhered to! The ATEX directive and therefore the EU-type examination certificates are in general only applicable to the use of electrical apparatus operating at atmospheric conditions. The device has been checked for suitability for use at ambient temperatures of $\geq 60 \text{ }^\circ\text{C}$ by the named certification authority. The surface temperature of the device remains within the required limits. If the equipment is not used under atmospheric conditions, a reduction of the permissible minimum ignition energies may have to be taken into consideration.

Details of the correlation between the type of circuit connected, the maximum permissible ambient temperature, the temperature class, and the effective internal reactance values can be found on the EU-type examination certificate. **Note:** Use the temperature table for category 1 !!! The 20 % reduction in accordance with EN 1127-1 has already been applied to the temperature table for category 1.

Laws and/or regulations and standards governing the use or intended usage goal must be observed. The intrinsic safety is only assured in connection with an appropriate related apparatus and according to the proof of intrinsic safety. The associated apparatus must satisfy the requirements of category ia. Because of the risk of ignition, which can occur due to faults and/or transient currents in the equipotential bonding system, galvanic isolation is preferable in the supply and signal circuits. Associated apparatus without electrical isolation can only be used if the corresponding requirements of IEC 60079-14 are satisfied. Install the device in such a way that the resin surface is not exposed to mechanical hazards. If the Ex-related marking is printed only on the supplied label, then this must be attached in the immediate vicinity of the sensor. The sticking surface for the label must be clean and free from grease. The attached label must be legible and indelible, including in the event of possible chemical corrosion.

No changes can be made to apparatus, which are operated in hazardous areas. Repairs to these apparatus are not possible.

The connecting parts of the sensor must be set up in such a way that degree of protection IP20, in accordance with IEC 60529, is achieved as a minimum.

When using the device in a temperature range of $-60 \text{ }^\circ\text{C}$ to $-20 \text{ }^\circ\text{C}$, protect the sensor against the effects of impact by installing an additional enclosure. The information regarding the minimum ambient temperature for the sensor as provided in the datasheet must also be observed.

When used in group IIC non-permissible electrostatic charges should be avoided on the plastic housing parts. Avoid electrostatic charges that can cause electrostatic discharge when installing or operating the device. Information on electrostatic hazards can be found in the technical specification IEC/TS 60079-32-1.

Equipment protection level Gb

Instruction

Device category 2G

EC-Type Examination Certificate

CE marking

ATEX marking

Standards

Appropriate type

Effective internal inductivity C_i Effective internal inductance L_i

General

Maximum permissible ambient temperature T_{amb}

Installation, commissioning

Maintenance

Special conditions

Protection from mechanical danger

Manual electrical apparatus for hazardous areas

for use in hazardous areas with gas, vapour and mist

PTB 99 ATEX 2219 X

CE0102

II 1G Ex ia IIC T6...T1 Ga

The Ex-related marking can also be printed on the enclosed label.

EN 60079-0:2012+A11:2013, EN 60079-11:2012

Ignition protection "Intrinsic safety"

Use is restricted to the following stated conditions

SJ10-N...

 ≤ 50 nF ; a cable length of 10 m is considered. ≤ 1000 μ H ; a cable length of 10 m is considered.

The apparatus has to be operated according to the appropriate data in the data sheet and in this instruction manual. The EU-type examination certificate has to be observed. The special conditions must be adhered to!

Details of the correlation between the type of circuit connected, the maximum permissible ambient temperature, the temperature class, and the effective internal reactance values can be found on the EU-type examination certificate.

Laws and/or regulations and standards governing the use or intended usage goal must be observed. The intrinsic safety is only assured in connection with an appropriate related apparatus and according to the proof of intrinsic safety. Install the device in such a way that the resin surface is not exposed to mechanical hazards. If the Ex-related marking is printed only on the supplied label, then this must be attached in the immediate vicinity of the sensor. The sticking surface for the label must be clean and free from grease. The attached label must be legible and indelible, including in the event of possible chemical corrosion.

No changes can be made to apparatus, which are operated in hazardous areas. Repairs to these apparatus are not possible.

The connecting parts of the sensor must be set up in such a way that degree of protection IP20, in accordance with IEC 60529, is achieved as a minimum.

When using the device in a temperature range of -60 °C to -20 °C, protect the sensor against the effects of impact by installing an additional enclosure. The information regarding the minimum ambient temperature for the sensor as provided in the datasheet must also be observed.

Equipment protection level Da

Instruction

Device category 1D

EC-Type Examination Certificate

CE marking

ATEX marking

Standards

Appropriate type

Effective internal inductivity C_i Effective internal inductance L_i

General

Highest permissible ambient temperature T_{amb}

Installation, commissioning

Maintenance

Special conditions

Protection from mechanical danger

Electrostatic charge

Manual electrical apparatus for hazardous areas

for use in hazardous areas with combustible dust

PTB 99 ATEX 2219 X

CE 0102

Ex II 1D Ex ia IIC T135°C Da

The Ex-related marking can also be printed on the enclosed label.

EN 60079-0:2012+A11:2013, EN 60079-11:2012

Ignition protection "Intrinsic safety"

Use is restricted to the following stated conditions

SJ10-N...

 ≤ 50 nF ; a cable length of 10 m is considered. ≤ 1000 μ H ; a cable length of 10 m is considered.

The apparatus has to be operated according to the appropriate data in the data sheet and in this instruction manual. The EU-type examination certificate has to be observed. The ATEX Directive and therefore the EU-type-examination certificates generally apply only to the use of electrical apparatus under atmospheric conditions. The device has been checked for suitability for use at ambient temperatures of ≥ 60 °C by the named certification authority. For the use of apparatus outside of atmospheric conditions, a reduction of the permissible minimum ignition energies may need to be considered.

Details of the correlation between the type of circuit connected, the maximum permissible ambient temperature, the surface temperature, and the effective internal reactance values can be found on the EU-type-examination certificate. **The maximum permissible ambient temperature of the data sheet must be noted, in addition, the lower of the two values must be maintained.**

Laws and/or regulations and standards governing the use or intended usage goal must be observed. The intrinsic safety is only assured in connection with an appropriate related apparatus and according to the proof of intrinsic safety. Install the device in such a way that the resin surface is not exposed to mechanical hazards. If the Ex-related marking is printed only on the supplied label, then this must be attached in the immediate vicinity of the sensor. The sticking surface for the label must be clean and free from grease. The attached label must be legible and indelible, including in the event of possible chemical corrosion.

No changes can be made to apparatus, which are operated in hazardous areas. Repairs to these apparatus are not possible.

The connecting parts of the sensor must be set up in such a way that degree of protection IP20, in accordance with IEC 60529, is achieved as a minimum.

When using the device in a temperature range of -60 °C to -20 °C, protect the sensor against the effects of impact by installing an additional enclosure. The information regarding the minimum ambient temperature for the sensor as provided in the datasheet must also be observed.

Avoid electrostatic charges that can cause electrostatic discharge when installing or operating the device. Information on electrostatic hazards can be found in the technical specification IEC/TS 60079-32-1. Do not attach the nameplate provided in areas where electrostatic charge can build up.