

no longer available - archive entry replaced by: PP7554

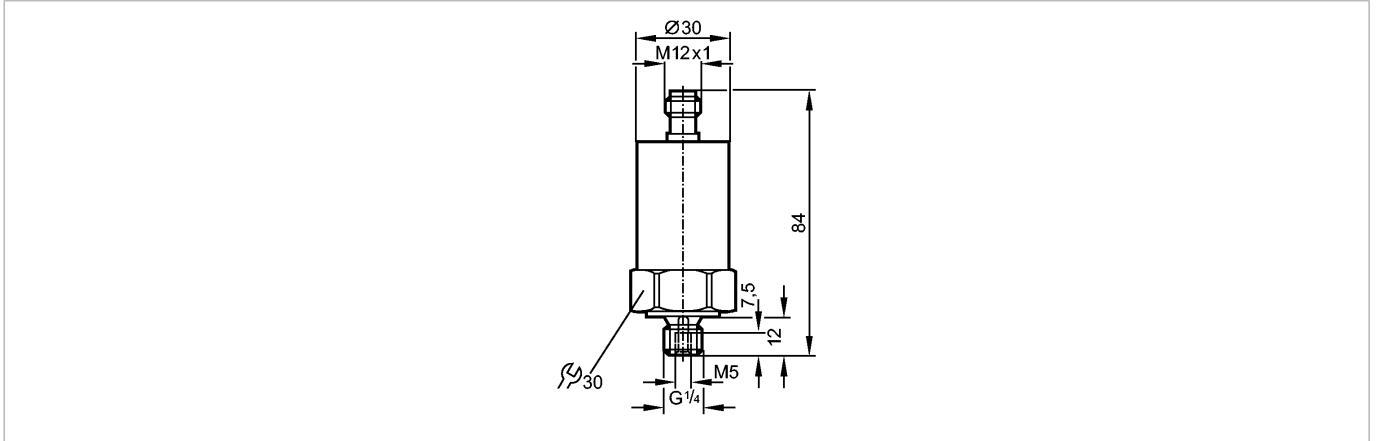
efectorsoo

PP7534



PP-010-RBG14-QFRKG/US/ IV

Pressure sensors



Product characteristics

Electronic pressure sensor

Quick disconnect

Programmable via EPS interface

Adjustment of the switch point by teach function

Process connection: G 1/4 A / M5 I

2 switching outputs or
1 switching output
+ 1 teach input

Measuring range: 0...10 bar / 0...145 psi / 0...1000 kPa

Application

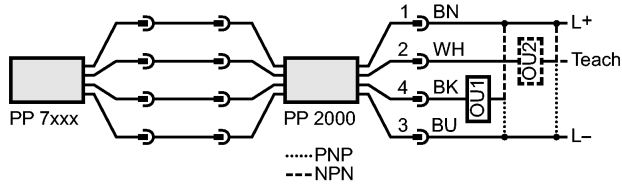
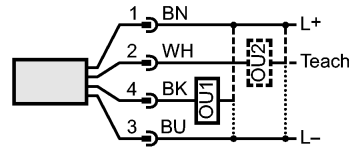
Application	Type of pressure: relative pressure Liquids and gases		
Pressure rating	50 bar	725 psi	5000 kPa
Bursting pressure min.	150 bar	2175 psi	15000 kPa
Medium temperature [°C]	-25...90****)		
Electrical data	DC PNP/NPN		
Electrical design	9.6...30 DC		
Operating voltage [V]	< 45		
Current consumption [mA]	> 100 (500 V DC)		
Insulation resistance [MΩ]	III		
Protection class	yes		
Reverse polarity protection	2 switching outputs or 1 switching output + 1 teach input		
Outputs	2 x normally open / closed programmable		
Output function	2 x 250		
Current rating [mA]	< 2		
Voltage drop [V]	yes (non-latching)		
Short-circuit protection	yes		
Overload protection	≤ 170		
Switching frequency [Hz]	0...10 bar		
Measuring / setting range	0...145 psi		
Measuring range	0...1000 kPa		
Setting range	0.10...9.99 bar		
Set point, SP	1...145 psi		
Reset point, rP	10...999 kPa		
	0.05...9.94 bar		
	1...144 psi		
	5...994 kPa		

PP7534 - Electronic pressure sensor - eclass: 27201302 / 27-20-13-02

in steps of	0.01 bar	1 psi	1 kPa
Accuracy / deviations (in % of the span)			
Switch point accuracy	< ± 1.5		
Characteristics deviation *)	< ± 0.25 (BFSL) / < ± 0.5 (LS)		
Linearity	< ± 0.5		
Hysteresis	< ± 0.1		
Repeatability **)	< ± 0.1		
Long-term stability ***)	< ± 0.1		
Temperature coefficients (TEMPCO) in the temperature range 0...80° C (in % of the span per 10 K)			
Reaction times			
Power-on delay time [s]	0.3		
Min. response time switching output [ms]	3		
Damping for the switching output (dAP) [s]	0...4		
Software / programming			
Adjustment of the switch point	programming unit / teach function		
Environment			
Ambient temperature [°C]	-40...90		
Storage temperature [°C]	-40...100		
Protection	IP 68 *) / IP 69K		
Tests / approvals			
EMC			
radiation of interference	according to the automotive directive 95/54/EC		
noise immunity	according to the automotive directive 95/54/EC annex IX		
HF radiated	150 V/m		
pulse resistance	according to ISO 7637		
supply	according to ISO 7637-2 (pulses 1a, 1 b, 2, 3a, 3 b, 4, 6, 7) according to ISO 7637-3 (pulses a and b)		
signal cables	according to EN 61000-6-2		
noise immunity	8/15 kV		
EN 61000-4-2 ESD:	100 V/m		
EN 61000-4-3 HF radiated:	2 kV		
EN 61000-4-4 Burst:	10 V		
EN 61000-4-6 HF conducted:			
Shock resistance	DIN IEC 60068-2-27 / DIN IEC 60068-2-29: 1000 g		
Vibration resistance	DIN IEC 68-2-6: 20 g (10...2000 Hz)		
Mechanical data			
Process connection	G ¼ A / M5 I		
Materials (wetted parts)	stainless steel (303S22); ceramics; FPM (Viton)		
Housing materials	stainless steel (304S15); FPM (Viton); PEI		
Switching cycles min.	100 million		
Weight [kg]	0.217		
Displays / operating elements			
Display	Power LED green Switching status 2 x LED yellow		
Electrical connection			
Connection	M12 connector; gold-plated contacts		
Wiring			

PP7534 - Electronic pressure sensor - eclass: 27201302 / 27-20-13-02

Pin connection when delivered:
 Pin 2 = Teach input
 Pin 4 = switching output/
 communication with the
 programming unit (e.g. PP2000)



Remarks
 Remarks

- *) 7 days / 1 m water depth / 0.1 bar
- *) BFSL = Best Fit Straight Line / LS = Limit Value Setting
- ***) with temperature fluctuations < 10 K
- ****) in % of the span per year
- ****) -40...90 °C upon request

Pack quantity [piece]

1