

New generation available: PN7096

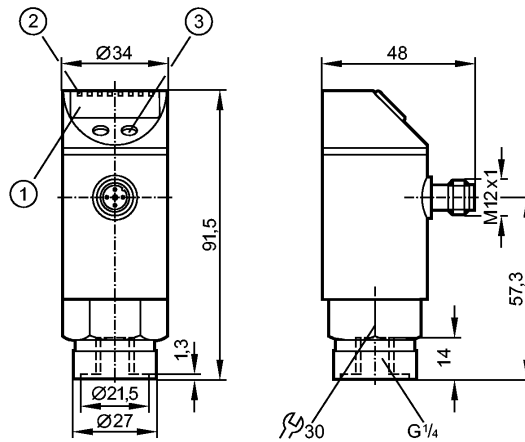
efectorsoo

PN7006



PN-2.5-RBR14-QFRKG/US/ IV

Pressure sensors



- 1: 4-digit alphanumeric display
- 2: LEDs (display unit / switching status)
- 3: Programming button



Product characteristics
Electronic pressure monitor

M12 connector

Function programmable

Process connection: G 1/4 I

2 outputs

OUT1 = switching output

OUT2 = switching output or diagnostic output

4-digit alphanumeric display

Measuring range: 0...2.5 bar / 0...36.3 psi / 0...250 kPa

Application

Application

Type of pressure: relative pressure
Liquids and gases

Pressure rating	20 bar	290 psi	2000 kPa
Bursting pressure min.	50 bar	725 psi	5000 kPa
Medium temperature [°C]	-25...80		
Electrical data			
Electrical design	DC PNP/NPN		
Operating voltage [V]	18...36 DC ¹⁾		
Current consumption [mA]	< 35		
Insulation resistance [MΩ]	> 100 (500 V DC)		
Protection class	III		
Reverse polarity protection	yes		
Overvoltage protection [V]	up to 40		
Outputs			
Output	2 outputs OUT1 = switching output OUT2 = switching output or diagnostic output		
Output function	2 x normally open / closed programmable or 1 x normally open / closed programmable + 1 x normally closed (diagnostic function)		
Current rating [mA]	250		
Voltage drop [V]	< 2		
Short-circuit protection	yes (non-latching)		
Switching frequency [Hz]	≤ 170		

PN7006 - Electronic pressure monitor - eclass: 27201302 / 27-20-13-02

Measuring / setting range			
Measuring range	0...2.5 bar	0...36.3 psi	0...250 kPa
Setting range			
Set point, SP	0.02...2.50 bar	0.4...36.2 psi	2...250 kPa
Reset point, rP	0.01...2.49 bar	0.2...36.0 psi	1...249 kPa
in steps of	0.01 bar	0.2 psi	1 kPa
Factory setting	SP1 = 0.63 bar; rP1 = 0.58 bar SP2 = 1.88 bar; rP2 = 1.83 bar		
Accuracy / deviations			
Accuracy / deviations (in % of the span)			
Switch point accuracy	< ± 0.5		
Characteristics deviation *)	< ± 0.25 (BFSL) / < ± 0.5 (LS)		
Hysteresis	< ± 0.25		
Repeatability **)	< ± 0.1		
Long-term stability ***)	< ± 0.05		
Temperature coefficients (TEMPCO) in the temperature range -20...80° C (in % of the span per 10 K)			
Greatest TEMPCO of the zero point	0.2		
Greatest TEMPCO of the span	0.2		
Reaction times			
Power-on delay time [s]	0.3		
Delay time programmable dS, dr [s]	0; 0.2...50		
Integrated watchdog	yes		
Software / programming			
Programming options	hysteresis / window function; N.O. / N.C; diagnostic function; output polarity; on delay, off delay; damping; display unit		
Interfaces			
IO-Link Device			
Transfer type	COM2 (38.4 kBaud)		
IO-Link revision	1.1		
SDCI standard	IEC 61131-9 CDV		
IO-Link Device ID	312 d / 00 01 38 h		
Profiles	no profile		
SIO mode	yes		
Required master port class	A		
Process data analogue	1		
Process data binary	2		
Min. process cycle time [ms]	2.3		
Environment			
Ambient temperature [°C]	-20...80 (UB < 32 V) / -20...60 (UB > 32 V)		
Storage temperature [°C]	-40...100		
Protection	IP 65		
Tests / approvals			
EMC			
EN 61000-4-2 ESD:		4 kV CD / 8 kV AD	
EN 61000-4-3 HF radiated:		10 V/m	
EN 61000-4-4 Burst:		2 kV	
EN 61000-4-5 Surge:		0.5/1 kV	
EN 61000-4-6 HF conducted:		10 V	
Shock resistance		DIN IEC 68-2-27: 50 g (11 ms)	
Vibration resistance		DIN IEC 68-2-6: 20 g (10...2000 Hz)	
MTTF [Years]	219		
Mechanical data			
Process connection	G ¼ I		
Materials (wetted parts)	stainless steel (303S22); ceramics; FPM (Viton)		
Housing materials	stainless steel (304S15); stainless steel 316L / 1.4404; PC (Makrolon); PBT (Pocan); PEI; FPM (Viton); PTFE		
Switching cycles min.	100 million		
Weight [kg]	0.264		

PN7006 - Electronic pressure monitor - eclass: 27201302 / 27-20-13-02

Displays / operating elements

Display	Display unit 3 x LED green Switching status 2 x LED yellow Function display 4-digit alphanumeric display Measured values 4-digit alphanumeric display
---------	--

Electrical connection

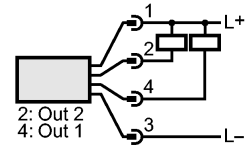
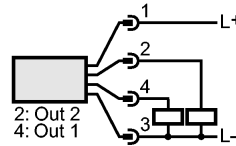
Connection	M12 connector; gold-plated contacts
------------	-------------------------------------

Wiring

Programming of the output function

-----OUT1-----

Hno = hysteresis / normally open
 Hnc = hysteresis / normally closed
 Fno = window function / normally open
 Fnc = window function / normally closed



-----OUT2-----

Hno = hysteresis / normally open
 Hnc = hysteresis / normally closed
 Fno = window function / normally open
 Fnc = window function / normally closed
 dESI = diagnostic function (normally closed)



Remarks

Remarks	1) to EN50178, SELV, PELV *) BFSL = Best Fit Straight Line / LS = Limit Value Setting **) with temperature fluctuations < 10 K ***) in% of the span / 6 months
---------	---

Pack quantity	[piece]	1
---------------	---------	---