


- 1: 7-segment LED display
- 2: Programming button
- 3: Aseptoflex sealing edge
- 4: Aseptoflex thread



Product characteristics

Combined pressure sensor

Quick disconnect

no dead space

Freely rotatable housing 350°

Zero and span adjustable

Function programmable

Process connection: for Aseptoflex adapter

2 outputs

OUT1 = switching output

OUT2 = switching output or analog output

7-segment LED display

Measuring range: -13...250 mbar / -5.0...100 inH2O / -1.3...25.0 kPa

Application

Application

Type of pressure: relative pressure
Hygienic systems, viscous media and liquids with suspended particles
Liquids and gases

Pressure rating	10000 mbar	4000 inH2O	1000 kPa
Bursting pressure min.	30000 mbar	12000 inH2O	3000 kPa

Medium temperature [°C]	-25...80		
-------------------------	----------	--	--

Electrical data

Electrical design	DC PNP/NPN		
Operating voltage [V]	20...30 DC		
Current consumption [mA]	< 60		
Insulation resistance [MΩ]	> 100 (500 V DC)		
Protection class	III		
Reverse polarity protection	yes		

Outputs

Output	2 outputs OUT1 = switching output OUT2 = switching output or analog output		
--------	--	--	--

Output function	2 x normally open / closed programmable or 1 x normally open / closed programmable + 1 x analog (4...20 mA / 0...10 V; programmable 1:4)		
-----------------	--	--	--

Current rating [mA]	2 x 250		
---------------------	---------	--	--

PF2058 - Combined pressure sensor - eclass: 27201302 / 27-20-13-02

Voltage drop [V]	< 2		
Short-circuit protection	yes (non-latching)		
Overload protection	yes		
Switching frequency [Hz]	≤ 170		
Analog output	4...20 mA / 0...10 V		
Max. load [Ω]	4...20 mA: max. (U _b - 10 V) x 50 / 0...10 V: min. 2000		
Measuring / setting range			
Display unit	mbar, inH2O, kPa		
Measuring range	-13...250 mbar	-5.0...100 inH2O	-1.3...25.0 kPa
Setting range			
Set point, SP	-11...250 mbar	-4.4...100 inH2O	-1.1...25.0 kPa
Reset point, rP	-12...249 mbar	-4.8...99.6 inH2O	-1.2...24.9 kPa
Analog start point, ASP	-13...188 mbar	-5.0...74.9 inH2O	-1.3...18.8 kPa
Analog end point, AEP	50...250 mbar	20.1...100 inH2O	5.0...25.0 kPa
in steps of	1 mbar	0.1 inH2O	0.1 kPa
Factory setting	SP1 = 63 mbar; rP1 = 58 mbar ASP = 0 mbar; AEP = 250 mbar		
Accuracy / deviations			
Accuracy / deviations (in % of the span) Turn down 1:1			
Characteristics deviation *)	< ± 0.6		
Linearity	< ± 0.5		
Hysteresis	< ± 0.1		
Repeatability **)	< ± 0.1		
Long-term stability ***)	< ± 0.1		
Temperature coefficients (TEMPCO) in the temperature range 0...80° C (in % of the span per 10 K)			
Greatest TEMPCO of the zero point	< ± 0.1		
Greatest TEMPCO of the span	< ± 0.4		
Reaction times			
Power-on delay time [s]	0.2		
Min. response time switching output [ms]	3		
Damping for the switching output (dAP) [s]	0...4		
Damping for the analog output (dAA) [s]	0 - 0.1 - 0.5 - 2		
Response time analog output [ms]	3		
Integrated watchdog	yes		
Software / programming			
Programming options	hysteresis / window function; N.O. / N.C.; output polarity; current / voltage outputs; damping; calibration of displayed values; display can be rotated / deactivated; display unit		
Environment			
Ambient temperature [°C]	-25...80		
Storage temperature [°C]	-40...100		
Protection	IP 67		
Tests / approvals			
EMC	EN 61000-4-2 ESD: 4 kV CD / 8 kV AD EN 61000-4-3 HF radiated: 10 V/m EN 61000-4-4 Burst: 2 kV EN 61000-4-6 HF conducted: 10 V		
Shock resistance	DIN IEC 68-2-27: 50 g (11 ms)		
Vibration resistance	DIN IEC 68-2-6: 20 g (10...2000 Hz)		
MTTF [Years]	182		
Mechanical data			
Process connection	for Aseptoflex adapter		
Materials (wetted parts)	ceramics (99.9 % Al ₂ O ₃); PTFE; stainless steel 316L / 1.4435; surface characteristics: Ra < 0.4 / Rz 4		

PF2058 - Combined pressure sensor - eclass: 27201302 / 27-20-13-02

Housing materials	stainless steel 316L / 1.4404; PBT (Pocan); PC (Makrolon); PEI; EPDM/X (Santoprene); FPM (Viton)
Switching cycles min.	100 million
Weight [kg]	0.31
Displays / operating elements	
Display	Switching status 2 x LED red Function display 7-segment LED display Measured values 7-segment LED display
Electrical connection	
Connection	M12 connector; gold-plated contacts

Wiring

Programming of the output function (OUT1 / OUT2):

Hno = hysteresis / normally open

Hnc = hysteresis / normally closed

Fno = window function / normally open

Fnc = window function / normally closed

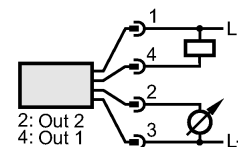
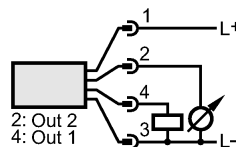
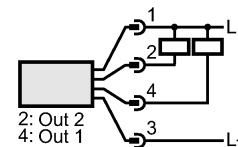
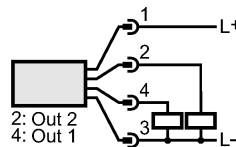
Complementary outputs:

output 1: = Hno, output 2: = Hnc
(with the same SP / rP)

Programming of the analog output (OUT2):

I = current output (4...20 mA)

U = voltage output (0...10 V)



Remarks

Remarks

*) linearity, incl. hysteresis and repeatability;
(limit value setting to DIN 16086)

***) with temperature fluctuations < 10 K

***) in % of the span per year

The 3-A qualification is only valid if adapters with 3-A qualification are used for installation.

Pack quantity [piece]

1