



Model Number

NJ4-12GK-N-5M

Features

- Comfort series
- 4 mm non-flush
- Usable up to SIL 2 acc. to IEC 61508

Accessories

BF 12

Mounting flange, 12 mm

Technical Data

General specifications

Switching function		Normally closed (NC)
Output type		NAMUR
Rated operating distance	s_n	4 mm
Installation		non-flush
Assured operating distance	s_a	0 ... 3.24 mm
Reduction factor r_{Al}		0.4
Reduction factor r_{Cu}		0.3
Reduction factor r_{304}		0.85
Output type		2-wire

Nominal ratings

Nominal voltage	U_o	8 V
Switching frequency	f	0 ... 1500 Hz
Current consumption		
Measuring plate not detected		≥ 3 mA
Measuring plate detected		≤ 1 mA

Functional safety related parameters

MTTF _d		11774 a
Mission Time (T _M)		20 a
Diagnostic Coverage (DC)		0 %

Ambient conditions

Ambient temperature		-25 ... 100 °C (-13 ... 212 °F)
---------------------	--	---------------------------------

Mechanical specifications

Connection type		cable PVC, 5 m
Core cross-section		0.34 mm ²
Housing material		PBT
Sensing face		PBT
Degree of protection		IP68
Cable		
Bending radius		> 10 x cable diameter

General information

Use in the hazardous area		see instruction manuals
Category		2G; 1D

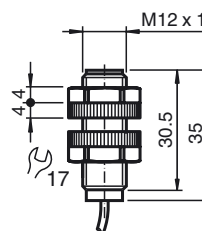
Compliance with standards and directives

Standard conformity		
NAMUR		EN 60947-5-6:2000 IEC 60947-5-6:1999
Standards		EN 60947-5-2:2007 IEC 60947-5-2:2007

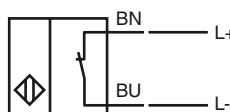
Approvals and certificates

FM approval		
Control drawing		116-0165
UL approval		cULus Listed, General Purpose
CSA approval		cCSAus Listed, General Purpose
CCC approval		CCC approval / marking not required for products rated ≤36 V

Dimensions



Electrical Connection



Equipment protection level Gb

Instruction

Device category 2G

EC-Type Examination Certificate

CE marking

ATEX marking

Standards

Appropriate type

Effective internal inductivity C_i Effective internal inductance L_i

General

Maximum permissible ambient temperature T_{amb}

Installation, commissioning

Maintenance


Special conditions

Protection from mechanical danger

Manual electrical apparatus for hazardous areas

for use in hazardous areas with gas, vapour and mist

PTB 00 ATEX 2048 X

 0102 II 2G Ex ia IIC T6...T1 Gb The Ex-related marking can also be printed on the enclosed label.

EN 60079-0:2012+A11:2013 EN 60079-11:2012 Ignition protection "Intrinsic safety" Use is restricted to the following stated conditions

NJ 4-12GK-N...

 $\leq 45 \text{ nF}$; a cable length of 10 m is considered. $\leq 50 \text{ }\mu\text{H}$; a cable length of 10 m is considered.

The apparatus has to be operated according to the appropriate data in the data sheet and in this instruction manual. The EU-type examination certificate has to be observed. The special conditions must be adhered to!

The ATEX directive and therefore the EU-type examination certificates apply in general only to the use of electrical apparatus under atmospheric conditions.

The use in ambient temperatures of $> 60 \text{ }^\circ\text{C}$ was tested with regard to hot surfaces by the mentioned certification authority.

If the equipment is not used under atmospheric conditions, a reduction of the permissible minimum ignition energies may have to be taken into consideration.

Details of the correlation between the type of circuit connected, the maximum permissible ambient temperature, the temperature class, and the effective internal reactance values can be found on the EC-type examination certificate.

Laws and/or regulations and standards governing the use or intended usage goal must be observed. The intrinsic safety is only assured in connection with an appropriate related apparatus and according to the proof of intrinsic safety.

If the Ex-related marking is printed only on the supplied label, then this must be attached in the immediate vicinity of the sensor. The sticking surface for the label must be clean and free from grease. The attached label must be legible and indelible, including in the event of possible chemical corrosion.

No changes can be made to apparatus, which are operated in hazardous areas. Repairs to these apparatus are not possible.

The connecting parts of the sensor must be set up in such a way that degree of protection IP20, in accordance with IEC 60529, is achieved as a minimum.

When using the device in a temperature range of $-60 \text{ }^\circ\text{C}$ to $-20 \text{ }^\circ\text{C}$, protect the sensor against the effects of impact by installing an additional enclosure. The information regarding the minimum ambient temperature for the sensor as provided in the datasheet must also be observed.

Equipment protection level Da

Instruction

Device category 1D

EC-Type Examination Certificate

CE marking

ATEX marking

Standards

Appropriate type

Effective internal inductivity C_i Effective internal inductance L_i

General

Maximum permissible ambient temperature T_{amb}

Installation, commissioning

Maintenance

Special conditions

Protection from mechanical danger


Electrostatic charge

Manual electrical apparatus for hazardous areas

for use in hazardous areas with combustible dust

PTB 00 ATEX 2048 X

CE0102

 II 1D Ex ia IIIC T135°C Da The Ex-related marking can also be printed on the enclosed label.

EN 60079-0:2012+A11:2013 EN 60079-11:2012 Ignition protection "Intrinsic safety"
Use is restricted to the following stated conditions

NJ 4-12GK-N...

 ≤ 45 nF ; a cable length of 10 m is considered. ≤ 50 μ H ; a cable length of 10 m is considered.

The apparatus has to be operated according to the appropriate data in the data sheet and in this instruction manual.

The EU-type examination certificate has to be observed.

The ATEX directive and therefore the EU-type examination certificates apply in general only to the use of electrical apparatus under atmospheric conditions.

The use in ambient temperatures of > 60 °C was tested with regard to hot surfaces by the mentioned certification authority.

If the equipment is not used under atmospheric conditions, a reduction of the permissible minimum ignition energies may have to be taken into consideration.

Details of the correlation between the type of circuit connected, the maximum permissible ambient temperature, the surface temperature, and the effective internal reactance values can be found on the EC-type-examination certificate.

The maximum permissible ambient temperature of the data sheet must be noted, in addition, the lower of the two values must be maintained.

Laws and/or regulations and standards governing the use or intended usage goal must be observed.

The intrinsic safety is only assured in connection with an appropriate related apparatus and according to the proof of intrinsic safety.

If the Ex-related marking is printed only on the supplied label, then this must be attached in the immediate vicinity of the sensor. The sticking surface for the label must be clean and free from grease. The attached label must be legible and indelible, including in the event of possible chemical corrosion.

No changes can be made to apparatus, which are operated in hazardous areas. Repairs to these apparatus are not possible.

The connecting parts of the sensor must be set up in such a way that degree of protection IP20, in accordance with IEC 60529, is achieved as a minimum.

When using the device in a temperature range of -60 °C to -20 °C, protect the sensor against the effects of impact by installing an additional enclosure. The information regarding the minimum ambient temperature for the sensor as provided in the datasheet must also be observed.

Do not attach the nameplate provided in areas where electrostatic charge can build up.