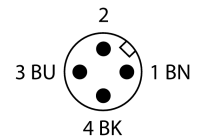
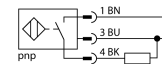


- Rectangular, height 40 mm
- Variable orientation of active face in 5 directions
- Plastic, PBT-GF30-V0
- High luminance corner LEDs
- Optimum view on supply voltage and switching state from any position
- Factor 1 for all metals
- Increased switching distance
- Protection class IP68
- Resistant to magnetic fields
- Auto-compensation protects against pre-attenuation
- Partially embeddable
- DC 3-wire, 10...30 VDC
- NO contact, PNP output
- M12 x 1 male connector

Wiring Diagram



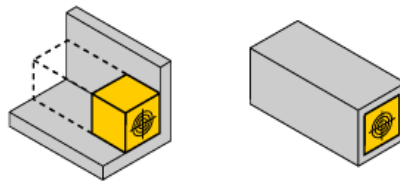
Functional principle

Inductive sensors detect metal objects contactless and wear-free. Due to the patented multi-coil system, *uprox*®+ sensors have distinct advantages over conventional sensors. They excel in largest switching distances, maximum flexibility and operational reliability as well as efficient standardization.

Type designation	NI50U-CK40-AP6X2-H1141
Ident no.	1625837
Rated switching distance S_n	50 mm
Mounting conditions	Non-flush, flush
Secured operating distance	$\leq (0,81 \times S_n)$ mm
Repeat accuracy	$\leq 2\%$ of full scale
Temperature drift	$\leq \pm 10\%$
Hysteresis	$\leq \pm 20\%$, $\leq -25\text{ °C}$ v $\geq +70\text{ °C}$
Ambient temperature	3...15 °C -30...+85 °C
Operating voltage	10...30 VDC
Residual ripple	$\leq 10\%$ U_{ss}
DC rated operational current	≤ 200 mA
No-load current I_0	≤ 15 mA
Residual current	≤ 0.1 mA
Isolation test voltage	≤ 0.5 kV
Short-circuit protection	yes/ Cyclic
Voltage drop at I_0	≤ 1.8 V
Wire breakage/Reverse polarity protection	yes/ Complete
Output function	3-wire, NO contact, PNP
Reverse polarity protection	Complete
Protection class	IP68
Switching frequency	0.25 kHz
Design	Rectangular, CK40
Dimensions	65 x 40 x 40 mm variable orientation of active face in 5 directions
Housing material	Plastic, PBT-GF20-V0, Black
Active area material	Plastic, PA12-GF30, yellow
Electrical connection	Connector, M12 x 1
Vibration resistance	55 Hz (1 mm)
Shock resistance	30 g (11 ms)
Protection class	IP68
MTTF	874 years acc. to SN 29500 (Ed. 99) 40 °C
Power-on indication	2 x LEDs green
Switching state	LED yellow
Included in delivery	Fixing clamp BS4-CK40

Distance D	240 mm
Distance W	105 mm
Distance S	60 mm
Distance G	300 mm
Distance N	30 mm

Width active area B 40 mm



Flush mounting

- 1-side mounting: $S_r = 35$ mm; $D = 240$ mm
- 2-side mounting: $S_r = 25$ mm; $D = 240$ mm
- 3-side mounting: $S_r = 20$ mm; $D = 80$ mm
- 4-side mounting: $S_r = 15$ mm; $D = 60$ mm

Backside as well as recessed mounting with reduced switching distance

Recessed mounting in metal:

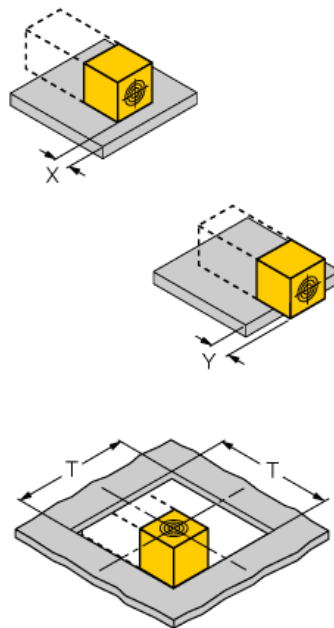
- $x = 10$ mm: $S_r = 20$ mm
- $x = 20$ mm: $S_r = 20$ mm
- $x = 30$ mm: $S_r = 20$ mm
- $x = 40$ mm: $S_r = 20$ mm

Protruded mounting:

- $y = 10$ mm: $S_r = 40$ mm
- $y = 20$ mm: $S_r = 50$ mm
- $y = 30$ mm: $S_r = 50$ mm
- $y = 40$ mm: $S_r = 50$ mm

Mounting in aperture plate:

- $T = 150$ mm:
- Sensor with twisted turning angle
- On metal $S_r = 50$ mm
- Metal-enclosed on one side $S_r = 25$ mm
- Metal-enclosed on two sides $S_r = 15$ mm
- Metal-enclosed on three sides $S_r = 12$ mm



The values stated relate to a 1 mm thick steel plate.

Accessories

Type code	Ident no.	Description	
BSS-CP40	6901318	Mounting bracket for rectangular devices; material: Polypropylene	

Wiring accessories

Type code	Ident no.	Description	
RKC4T-2/TEL	6625010	Connection cable, female M12, straight, 3-pin, cable length: 2 m, sheath material: PVC, black; cULus approval; other cable lengths and qualities available, see www.turck.com	