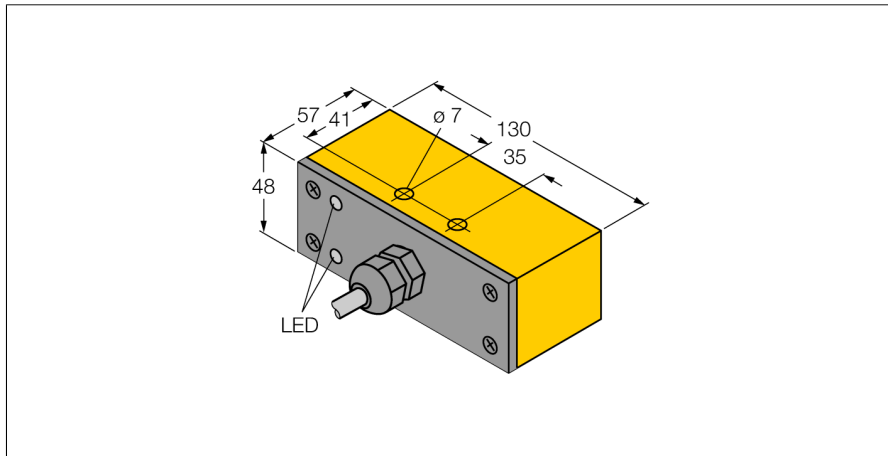


Inductive sensor NI30-Q130-VP4X2

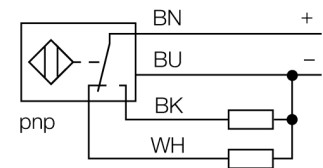
TURCK

Industrial
Automation



- Rectangular, height 48 mm
- Active face in front
- Plastic, PBT
- DC 4-wire, 10...65 VDC
- Changeover contact, PNP output
- Cable connection

Wiring Diagram



Functional principle

Inductive sensors detect metal objects contactless and wear-free. For this, they use a high-frequency electromagnetic AC field that interacts with the target. Inductive sensors generate this field via an RLC circuit with a ferrite coil.

Type designation	NI30-Q130-VP4X2
Ident no.	15179
Rated switching distance S_n	30 mm
Mounting conditions	Non-flush
Secured operating distance	≤ (0,81 x S _n) mm
Correction factors	St37 = 1; Al = 0.3; stainless steel = 0.7; Ms = 0.4
Repeat accuracy	≤ 2 % of full scale
Temperature drift	≤ ± 10 %
Hysteresis	3...15 %
Ambient temperature	-25...+70 °C
Operating voltage	10...65 VDC
Residual ripple	≤ 10 % U _{ss}
DC rated operational current	≤ 200 mA
No-load current I ₀	≤ 15 mA
Residual current	≤ 0.1 mA
Isolation test voltage	≤ 0.5 kV
Short-circuit protection	yes
Voltage drop at I ₀	≤ 1.8 V
Wire breakage/Reverse polarity protection	yes/ Complete
Output function	4-wire, Complementary contact, PNP
Reverse polarity protection	Complete
Switching frequency	0.06 kHz
Design	Rectangular, Q130
Dimensions	130 x 57 x 48 mm
Housing material	Plastic, PBT
Electrical connection	Cable
Cable quality	5.2 mm, LifYY, PVC, 2m
Cable cross section	4 x 0.34 mm ²
Vibration resistance	55 Hz (1 mm)
Shock resistance	30 g (11 ms)
Protection class	IP67
MTTF	2283 years acc. to SN 29500 (Ed. 99) 40 °C
Power-on indication	LED green
Switching state	LED yellow

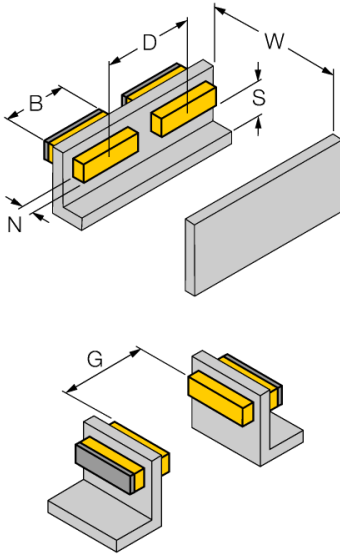
Inductive sensor NI30-Q130-VP4X2

TURCK

Industrial
Automation

Distance D	180 mm
Distance W	3 x Sn
Distance S	1.5 x B
Distance G	6 x Sn
Distance N	2 x Sn

Width active area B 130 mm



Flush mounting of the sensor in metal.