



Model Number

NEB12-18GM50-E3-V1

Features

- Increased operating distance
- 12 mm quasi flush

Accessories

BF 18

Mounting flange, 18 mm

V1-G

Female connector, M12, 4-pin, field attachable

V1-W

Female connector, M12, 4-pin, field attachable

V1-G-2M-PUR

Female cordset, M12, 4-pin, PUR cable

V1-W-2M-PUR

Female cordset, M12, 4-pin, PUR cable

Technical Data

General specifications

Switching element function		PNP	NC
Rated operating distance	s_n	12 mm	
Installation		quasi flush	
Output polarity		DC	
Assured operating distance	s_a	0 ... 9.72 mm	
Actuating element		mild steel, e. g. 1.0037, SR235JR (formerly St37-2)	
		36 mm x 36 mm x 1 mm	
Reduction factor r_{Al}		0.26	
Reduction factor r_{Cu}		0.2	
Reduction factor r_{304}		0.63	
Reduction factor r_{Brass}		0.33	

Nominal ratings

Installation conditions

A	in steel 1.0037 (St37): 4 mm
B	14 mm
C	36 mm
F	36 mm

Operating voltage	U_B	10 ... 30 V
Switching frequency	f	0 ... 500 Hz
Hysteresis	H	0.12 ... 1.8 mm
Reverse polarity protection		yes
Short-circuit protection		pulsing
Overload resistance		yes
Wire breakage protection		yes
Inductive overvoltage protection		yes
Surge suppression		yes
Ripple		10 %
Voltage drop	U_d	≤ 2 V
Repeat accuracy	R	0.6 mm
Operating current	I_L	0 ... 200 mA
Off-state current	I_r	≤ 10 μ A
No-load supply current	I_0	≤ 11 mA
Time delay before availability	t_v	≤ 50 ms
Switching state indicator		LED, yellow

Functional safety related parameters

MTTF _d	2650 a
Mission Time (T _M)	20 a
Diagnostic Coverage (DC)	0 %

Ambient conditions

Ambient temperature	-25 ... 85 °C (-13 ... 185 °F)
Storage temperature	-40 ... 85 °C (-40 ... 185 °F)

Mechanical specifications

Connection type	Connector M12 x 1, 3-pin
Housing material	brass, nickel-plated
Sensing face	PBT
Degree of protection	IP67
Mass	50 g

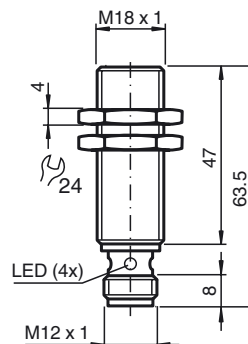
Compliance with standards and directives

Standard conformity	
Standards	EN 60947-5-2:2007 IEC 60947-5-2:2007

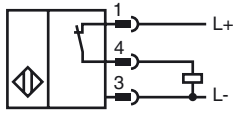
Approvals and certificates

EAC conformity	TR CU 020/2011
UL approval	cULus Listed, General Purpose
CCC approval	CCC approval / marking not required for products rated ≤ 36 V

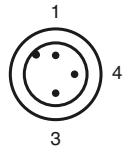
Dimensions



Electrical Connection



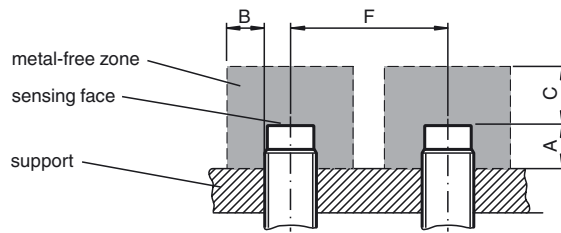
Pinout



Wire colors in accordance with EN 60947-5-2

1	BN	(brown)
3	BU	(blue)
4	BK	(black)

Installation Conditions



Release date: 2016-06-17 10:17 Date of issue: 2016-06-17 231732_eng.xml