



### Model Number

NCB2-12GM35-N0-V1

### Features

- 2 mm flush
- Usable up to SIL 2 acc. to IEC 61508

## Technical Data

### General specifications

Switching function		Normally closed (NC)
Output type		NAMUR
Rated operating distance	$s_n$	2 mm
Installation		flush
Assured operating distance	$s_a$	0 ... 1.62 mm
Actual operating distance	$s_r$	1.8 ... 2.2 mm typ.
Reduction factor $r_{AI}$		0.23
Reduction factor $r_{CU}$		0.21
Reduction factor $r_{304}$		0.7

### Nominal ratings

Nominal voltage	$U_o$	8.2 V ( $R_i$ approx. 1 k $\Omega$ )
Operating voltage	$U_B$	5 ... 25 V
Switching frequency	$f$	0 ... 1000 Hz
Hysteresis	$H$	1 ... 10 typ. 5 %
Reverse polarity protection		reverse polarity protected
Short-circuit protection		yes
Suitable for 2:1 technology		yes, Reverse polarity protection diode not required
Current consumption		
Measuring plate not detected		$\geq 2.2$ mA
Measuring plate detected		$\leq 1$ mA
Switching state indicator		Multihole-LED, yellow

### Functional safety related parameters

MTTF <sub>d</sub>	2698 a
Mission Time ( $T_M$ )	20 a
Diagnostic Coverage (DC)	0 %

### Ambient conditions

Ambient temperature	-25 ... 100 °C (-13 ... 212 °F)
Storage temperature	-40 ... 100 °C (-40 ... 212 °F)

### Mechanical specifications

Connection type	Connector M12 x 1, 4-pin
Housing material	Stainless steel 1.4305 / AISI 303
Sensing face	PBT
Degree of protection	IP66 / IP67

### General information

Scope of delivery	2 self locking nuts in scope of delivery
Use in the hazardous area	see instruction manuals
Category	1G; 2G; 1D

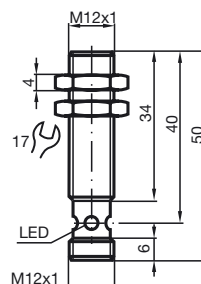
### Compliance with standards and directives

Standard conformity	
NAMUR	EN 60947-5-6:2000 IEC 60947-5-6:1999
Electromagnetic compatibility	NE 21:2007
Standards	EN 60947-5-2:2007 IEC 60947-5-2:2007

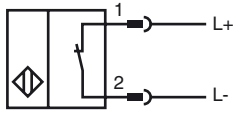
### Approvals and certificates

FM approval	
Control drawing	116-0165
UL approval	cULus Listed, General Purpose
CSA approval	cCSAus Listed, General Purpose
CCC approval	CCC approval / marking not required for products rated $\leq 36$ V

## Dimensions



Electrical Connection



Wire colors in accordance with EN 60947-5-6

1		BN	(brown)
2		BU	(blue)

**Equipment protection level Ga**

Instruction

Device category 1G

EC-Type Examination Certificate

CE marking

ATEX marking

Standards

Appropriate type

Effective internal inductivity

 $C_i$ 

Effective internal inductance

 $L_i$ 

General

Ambient temperature

Installation, commissioning

Maintenance

**Special conditions**

Protection from mechanical danger

Electrostatic charge

**Manual electrical apparatus for hazardous areas**

for use in hazardous areas with gas, vapour and mist

PTB 00 ATEX 2048 X

CE 0102

**(Ex)** II 1G Ex ia IIC T6...T1 Ga The Ex-related marking can also be printed on the enclosed label.

EN 60079-0:2012+A11:2013 EN 60079-11:2012 Ignition protection "Intrinsic safety" Use is restricted to the following stated conditions

NCB2-12GM...-N0...

$\leq 90$  nF ; a cable length of 10 m is considered.

$\leq 100$   $\mu$ H ; a cable length of 10 m is considered.

The apparatus has to be operated according to the appropriate data in the data sheet and in this instruction manual.

The EU-type examination certificate has to be observed. The special conditions must be adhered to!

The ATEX directive and therefore the EU-type examination certificates apply in general only to the use of electrical apparatus under atmospheric conditions.

The use in ambient temperatures of  $> 60$  °C was tested with regard to hot surfaces by the mentioned certification authority.

If the equipment is not used under atmospheric conditions, a reduction of the permissible minimum ignition energies may have to be taken into consideration.

Details of the correlation between the type of circuit connected, the maximum permissible ambient temperature, the temperature class, and the effective internal reactance values can be found on the EC-type examination certificate. **Note:** Use the temperature table for category 1 !!! The 20 % reduction in accordance with EN 1127-1 has already been applied to the temperature table for category 1.

Laws and/or regulations and standards governing the use or intended usage goal must be observed.

The intrinsic safety is only assured in connection with an appropriate related apparatus and according to the proof of intrinsic safety.

The associated apparatus must satisfy the requirements of category ia.

Due to the possible danger of ignition, which can arise due to faults and/or transient currents in the equipotential bonding system, galvanic isolation of the power supply and signal circuit is preferable. Associated apparatus without electrical isolation must only be used if the appropriate requirements of IEC 60079-14 are met. If the Ex-related marking is printed only on the supplied label, then this must be attached in the immediate vicinity of the sensor. The sticking surface for the label must be clean and free from grease. The attached label must be legible and indelible, including in the event of possible chemical corrosion.

No changes can be made to apparatus, which are operated in hazardous areas. Repairs to these apparatus are not possible.

The connecting parts of the sensor must be set up in such a way that degree of protection IP20, in accordance with IEC 60529, is achieved as a minimum.

When using the device in a temperature range of  $-60$  °C to  $-20$  °C, protect the sensor against the effects of impact by installing an additional enclosure.

The information regarding the minimum ambient temperature for the sensor as provided in the datasheet must also be observed.

Electrostatic charges must be avoided on the mechanical housing components.

Dangerous electrostatic charges on the mechanical housing components can be avoided by incorporating these in the equipotential bonding.

**Equipment protection level Gb**

Instruction

**Device category 2G**

EC-Type Examination Certificate

CE marking

ATEX marking

Standards

Appropriate type

Effective internal inductivity  $C_i$ Effective internal inductance  $L_i$ 

General

Maximum permissible ambient temperature  $T_{amb}$ 

Installation, commissioning

Maintenance

**Special conditions**

Protection from mechanical danger

Electrostatic charge

**Manual electrical apparatus for hazardous areas**

for use in hazardous areas with gas, vapour and mist

PTB 00 ATEX 2048 X

CE 0102

Ⓔ II 1G Ex ia IIC T6...T1 Ga

The Ex-significant identification is on the enclosed adhesive label

EN 60079-0:2012+A11:2013 EN 60079-11:2012 Ignition protection "Intrinsic safety"  
Use is restricted to the following stated conditions

NCB2-12GM...-N0...

≤ 90 nF ; a cable length of 10 m is considered.

≤ 100 μH ; a cable length of 10 m is considered.

The apparatus has to be operated according to the appropriate data in the data sheet and in this instruction manual. The EU-type examination certificate has to be observed. The special conditions must be adhered to!

The ATEX directive and therefore the EU-type examination certificates apply in general only to the use of electrical apparatus under atmospheric conditions.

The use in ambient temperatures of &gt; 60 °C was tested with regard to hot surfaces by the mentioned certification authority.

If the equipment is not used under atmospheric conditions, a reduction of the permissible minimum ignition energies may have to be taken into consideration.

Details of the correlation between the type of circuit connected, the maximum permissible ambient temperature, the temperature class, and the effective internal reactance values can be found on the EC-type examination certificate.

Laws and/or regulations and standards governing the use or intended usage goal must be observed. The intrinsic safety is only assured in connection with an appropriate related apparatus and according to the proof of intrinsic safety.

If the Ex-related marking is printed only on the supplied label, then this must be attached in the immediate vicinity of the sensor. The sticking surface for the label must be clean and free from grease. The attached label must be legible and indelible, including in the event of possible chemical corrosion.

No changes can be made to apparatus, which are operated in hazardous areas. Repairs to these apparatus are not possible.

The connecting parts of the sensor must be set up in such a way that degree of protection IP20, in accordance with IEC 60529, is achieved as a minimum.

When using the device in a temperature range of -60 °C to -20 °C, protect the sensor against the effects of impact by installing an additional enclosure. The information regarding the minimum ambient temperature for the sensor as provided in the datasheet must also be observed.

Electrostatic charges must be avoided on the mechanical housing components. Dangerous electrostatic charges on the mechanical housing components can be avoided by incorporating these in the equipotential bonding.

**Equipment protection level Gc (ic)**

Instruction

**Device category 3G (ic)**

Certificate of Compliance

CE marking

ATEX marking

Standards

Effective internal inductivity  $C_i$ Effective internal inductance  $L_i$ 

General

Installation, commissioning

Maintenance

**Special conditions**for  $P_i=34$  mW,  $I_i=25$  mA, T6for  $P_i=34$  mW,  $I_i=25$  mA, T5for  $P_i=34$  mW,  $I_i=25$  mA, T4-T1for  $P_i=64$  mW,  $I_i=25$  mA, T6for  $P_i=64$  mW,  $I_i=25$  mA, T5for  $P_i=64$  mW,  $I_i=25$  mA, T4-T1for  $P_i=169$  mW,  $I_i=52$  mA, T6for  $P_i=169$  mW,  $I_i=52$  mA, T5for  $P_i=169$  mW,  $I_i=52$  mA, T4-T1for  $P_i=242$  mW,  $I_i=76$  mA, T6for  $P_i=242$  mW,  $I_i=76$  mA, T5for  $P_i=242$  mW,  $I_i=76$  mA, T4-T1

Protection from mechanical danger

Electrostatic charge

Connection parts

**Manual electrical apparatus for hazardous areas**

for use in hazardous areas with gas, vapour and mist

PF 13 CERT 2895 X

CE

II 3G Ex ic IIC T6...T1 Gc

The Ex-significant identification is on the enclosed adhesive label

EN 60079-0:2012+A11:2013 EN 60079-11:2012 Ignition protection category "ic"

Use is restricted to the following stated conditions

 $\leq 90$  nF ; a cable length of 10 m is considered. $\leq 100$   $\mu$ H ; A cable length of 10 m is considered.

The apparatus has to be operated according to the appropriate data in the data sheet and in this instruction manual. The data stated in the data sheet are restricted by this operating instruction!

The special conditions must be observed!

The ATEX Directive applies only to the use of apparatus under atmospheric conditions.

If you use the device outside atmospheric conditions, consider that the permissible safety parameters should be reduced.

Laws and/or regulations and standards governing the use or intended usage goal must be observed. The sensor must only be operated with energy-limited circuits, which satisfy the requirements of IEC 60079-11. The explosion group complies with the connected, supplying, power limiting circuit. If the Ex-relevant identification is printed exclusively on the adhesive label provided, this label must be affixed in the immediate vicinity of the sensor! The background surface to which the adhesive label is to be applied must be clean and free from grease! The applied label must be durable and remain legible, with due consideration of the possibility of chemical corrosion!

No changes can be made to apparatus, which are operated in hazardous areas. Repairs to these apparatus are not possible.

55 °C (131 °F)

55 °C (131 °F)

55 °C (131 °F)

55 °C (131 °F)

55 °C (131 °F)

55 °C (131 °F)

52 °C (125.6 °F)

52 °C (125.6 °F)

52 °C (125.6 °F)

44 °C (111.2 °F)

44 °C (111.2 °F)

44 °C (111.2 °F)

The sensor must not be mechanically damaged.

When used in the temperature range below -20 °C the sensor should be protected from knocks by the provision of an additional housing.

Electrostatic charges must be avoided on the mechanical housing components. Dangerous electrostatic charges on the mechanical housing components can be avoided by incorporating these in the equipotential bonding.

The connection parts are to be installed, such that a minimum protection class of IP20 is achieved, in accordance with IEC 60529.

**Equipment protection level Da**

Instruction

**Device category 1D**

EC-Type Examination Certificate

CE marking

ATEX marking

Standards

Appropriate type

Effective internal inductivity  $C_i$ Effective internal inductance  $L_i$ 

General

Maximum permissible ambient temperature  $T_{amb}$ 

Installation, commissioning

Maintenance

**Special conditions**

Protection from mechanical danger


Electrostatic charge

**Manual electrical apparatus for hazardous areas**

for use in hazardous areas with combustible dust

PTB 00 ATEX 2048 X

CE 0102

 II 1D Ex ia IIC T135°C Da The Ex-related marking can also be printed on the enclosed label.

EN 60079-0:2012+A11:2013 EN 60079-11:2012 Ignition protection "Intrinsic safety" Use is restricted to the following stated conditions

NCB2-12GM...-N0...

≤ 90 nF ; a cable length of 10 m is considered.

≤ 100 μH ; a cable length of 10 m is considered.

The apparatus has to be operated according to the appropriate data in the data sheet and in this instruction manual.

The EU-type examination certificate has to be observed.

The ATEX directive and therefore the EU-type examination certificates apply in general only to the use of electrical apparatus under atmospheric conditions.

The use in ambient temperatures of > 60 °C was tested with regard to hot surfaces by the mentioned certification authority.

If the equipment is not used under atmospheric conditions, a reduction of the permissible minimum ignition energies may have to be taken into consideration.

Details of the correlation between the type of circuit connected, the maximum permissible ambient temperature, the surface temperature, and the effective internal reactance values can be found on the EC-type-examination certificate.

**The maximum permissible ambient temperature of the data sheet must be noted, in addition, the lower of the two values must be maintained.**

Laws and/or regulations and standards governing the use or intended usage goal must be observed.

The intrinsic safety is only assured in connection with an appropriate related apparatus and according to the proof of intrinsic safety.

If the Ex-related marking is printed only on the supplied label, then this must be attached in the immediate vicinity of the sensor. The sticking surface for the label must be clean and free from grease. The attached label must be legible and indelible, including in the event of possible chemical corrosion.

No changes can be made to apparatus, which are operated in hazardous areas. Repairs to these apparatus are not possible.

The connecting parts of the sensor must be set up in such a way that degree of protection IP20, in accordance with IEC 60529, is achieved as a minimum.

When using the device in a temperature range of -60 °C to -20 °C, protect the sensor against the effects of impact by installing an additional enclosure. The information regarding the minimum ambient temperature for the sensor as provided in the datasheet must also be observed.

Electrostatic charges must be avoided on the mechanical housing components. Dangerous electrostatic charges on the mechanical housing components can be avoided by incorporating these in the equipotential bonding.

Do not attach the nameplate provided in areas where electrostatic charge can build up.