



Model Number

NBN3-8GM30-E0-V1

Features

- Basic series
- 3 mm non-flush
- Increased operating distance

Accessories

BF 8

Mounting flange, 8 mm

V1-G

Female connector, M12, 4-pin, field attachable

V1-W

Female connector, M12, 4-pin, field attachable

V1-G-2M-PUR

Female cordset, M12, 4-pin, PUR cable

V1-W-2M-PUR

Female cordset, M12, 4-pin, PUR cable

Technical Data

General specifications

Switching element function		NPN	NO
Rated operating distance	s_n	3 mm	
Installation		non-flush	
Output polarity		DC	
Assured operating distance	s_a	0 ... 2.43 mm	
Reduction factor r_{Al}		0.5	
Reduction factor r_{Cu}		0.5	
Reduction factor r_{304}		0.75	

Nominal ratings

Operating voltage	U_B	10 ... 30 V
Switching frequency	f	0 ... 2000 Hz
Hysteresis	H	typ. 5%
Reverse polarity protection		reverse polarity protected
Short-circuit protection		pulsing
Voltage drop	U_d	≤ 3 V
Operating current	I_L	0 ... 100 mA
Off-state current	I_r	0 ... 0.5 mA typ. 0.1 μ A at 25 °C
No-load supply current	I_0	≤ 15 mA
Switching state indicator		Multihole-LED, yellow

Functional safety related parameters

MTTF _d	2790 a
Mission Time (T_M)	20 a
Diagnostic Coverage (DC)	0 %

Ambient conditions

Ambient temperature	-25 ... 70 °C (-13 ... 158 °F)
---------------------	--------------------------------

Mechanical specifications

Connection type	Connector M12 x 1, 4-pin
Housing material	brass, nickel-plated
Sensing face	PBT
Protection degree	IP67

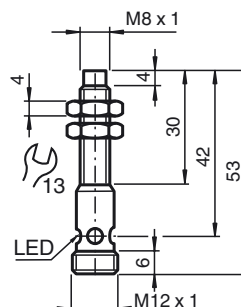
Compliance with standards and directives

Standard conformity	
Standards	EN 60947-5-2:2007 IEC 60947-5-2:2007

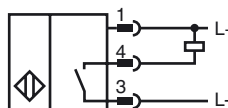
Approvals and certificates

UL approval	cULus Listed, General Purpose
CSA approval	cCSAus Listed, General Purpose
CCC approval	CCC approval / marking not required for products rated ≤ 36 V

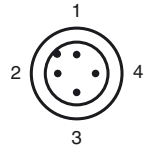
Dimensions



Electrical Connection



Pinout



Wire colors in accordance with EN 60947-5-2

1		BN	(brown)
2		WH	(white)
3		BU	(blue)
4		BK	(black)