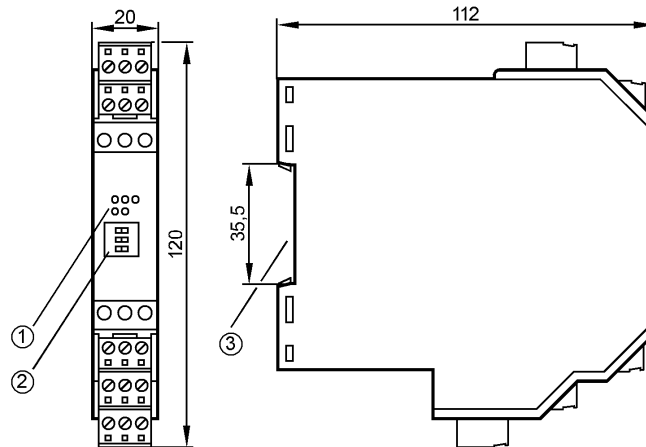


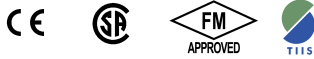
N0032A

NV1221/115VAC/RL/1D/1G

Evaluation systems ATEX



- 1: LED
- 2: selector switch
- 3: Mounting on DIN rail



Product characteristics

Switching amplifier for Namur sensors according to 94/9/EG (ATEX)

ATEX approval

Group II, category (1) G D

2-channel

Relay outputs

Programmable output function

Short-circuit and wire monitoring

Electrical data

Electrical design		AC
Operating voltage	[V]	115 AC (45...65 Hz)
Voltage tolerance	[%]	-10 / +10
Power consumption	[VA]	1.3

Outputs

Output function		relay (1 changeover contact per channel)
Switching frequency	[Hz]	10
Contact rating		253 V AC / 2 A / cos phi > 0.7 // 40 V DC / 2 A; resistive load
Switch points		1.2...2.1 mA

Environment

Ambient temperature	[°C]	-20...60
Protection		IP 20

Tests / approvals

Approval		PTB 02 ATEX 2035 TIIS TC16048
Marking of the unit		Ⓔ II (1) G [Ex ia] IIC Ⓔ II (1) D [Ex ia] IIIC
EMC		EN 50081-2 (1993) EN 61326-1 (2006)
MTTF	[Years]	458

Safety classification

Maximum values for control circuit

N0032A

NV1221/115VAC/RL/1D/1G

Evaluation systems ATEX

Description	in protection rating intrinsic safety [EEx ia] IIC, [EEx ia] IIB, [EEx ib] IIC, [EEx ib] IIB			
Voltage [V]	10.6			
Current [mA]	19.1			
Power [mW]	51			
	in protection rating intrinsic safety			
	[EEx ia] IIC	[EEx ia] IIB	[EEx ib] IIC	[EEx ib] IIB
External inductance	97 mH	390 mH	97 mH	390 mH
External capacitance	2.32 µF	16.2 µF	2.32 µF	16.2 µF

Mechanical data

Lifetime	10E7 operating cycles			
Weight [kg]	0.211			

Displays / operating elements

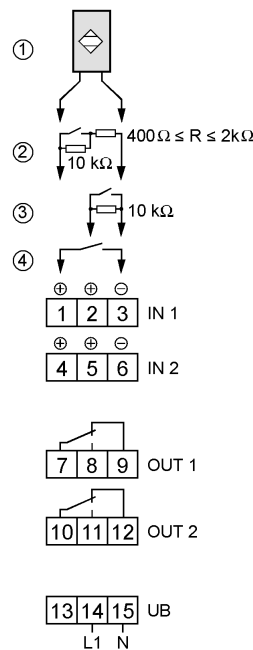
Power LED	green			
Output status indication LED	2 x yellow			
Function display LED	2 x red			

Electrical connection

Connection	terminals up to 2.5 mm ²			
------------	-------------------------------------	--	--	--

Wiring

- 1: switch S3 in position I
- 2: switch S3 in position I
- 3: switch S3 in position I; without short-circuit monitoring
- 4: switch S3 in position II; without short-circuit and wire monitoring



Remarks

Remarks	Please note: The control monitor must be mounted outside the hazardous area! Free terminals must not be used.
---------	--

Pack quantity [piece]	1
-----------------------	---