



ML4.1-8-H-20-IR/95/110

Diffuse mode sensor with background suppression

ML4.1-8-H-20-IR/95/110

with M8, 4-pin metal connector



- ◆ Miniature design
- ◆ Precise background suppression
- ◆ Powerful push-pull output
- ◆ Very small black-white difference
- ◆ Infrared light design
- ◆ Not sensitive to ambient light, even with switched energy saving lamps

General specifications

Detection range	7 ... 20 mm
Light source	IREL
Black/White difference (6%/90%)	approx. 1 mm
Approvals	CE, cULus
Background suppression	starts from 25 mm
Light type	infrared, modulated light
Diameter of the light spot	3 mm
Angle of divergence	approx. 8 °
Ambient light limit	40000 Lux

Indicators/operating means

Operating display	LED, green
Function display	LED yellow, lights up with receiver lit

Electrical specifications

Operating voltage	10 ... 30 V DC
Ripple	10 %
No-load supply current I ₀	25 mA

Output

Switching type	Light/dark on selectable electrically switchable
Signal output	Push-pull output, short-circuit proof, protected against reverse polarity
Switching voltage	max. 30 V DC
Switching current	max. 200 mA
Switching frequency f	500 Hz
Response time	1 ms

Standard conformity

Standards	EN 60947-5-2
-----------	--------------

Ambient conditions

Ambient temperature	-20 ... 60 °C (253 ... 333 K)
Storage temperature	-20 ... 75 °C (253 ... 348 K)

Mechanical specifications

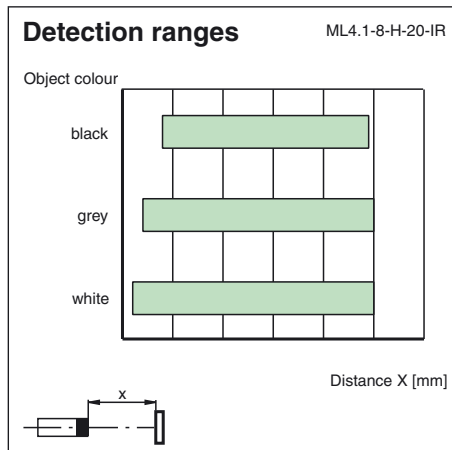
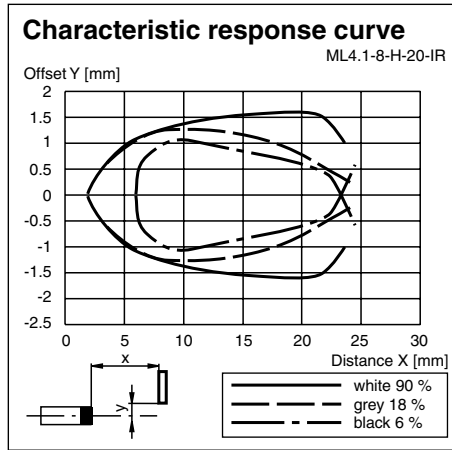
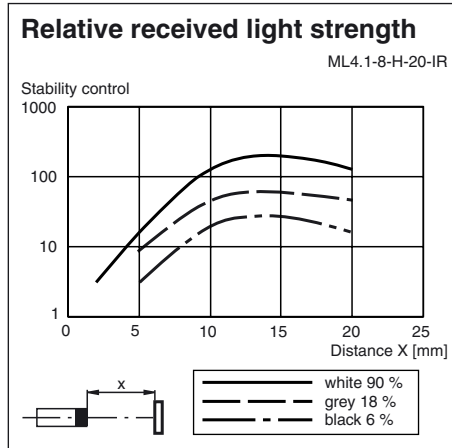
Protection degree	IP65
Connection	M8 connector, 4-pin
Material	
Housing	ABS GV5
Optical face	glass
Mass	15 g

Release date: 2007-05-25 09:54 Date of issue: 2007-05-25 419281_ENG.xml

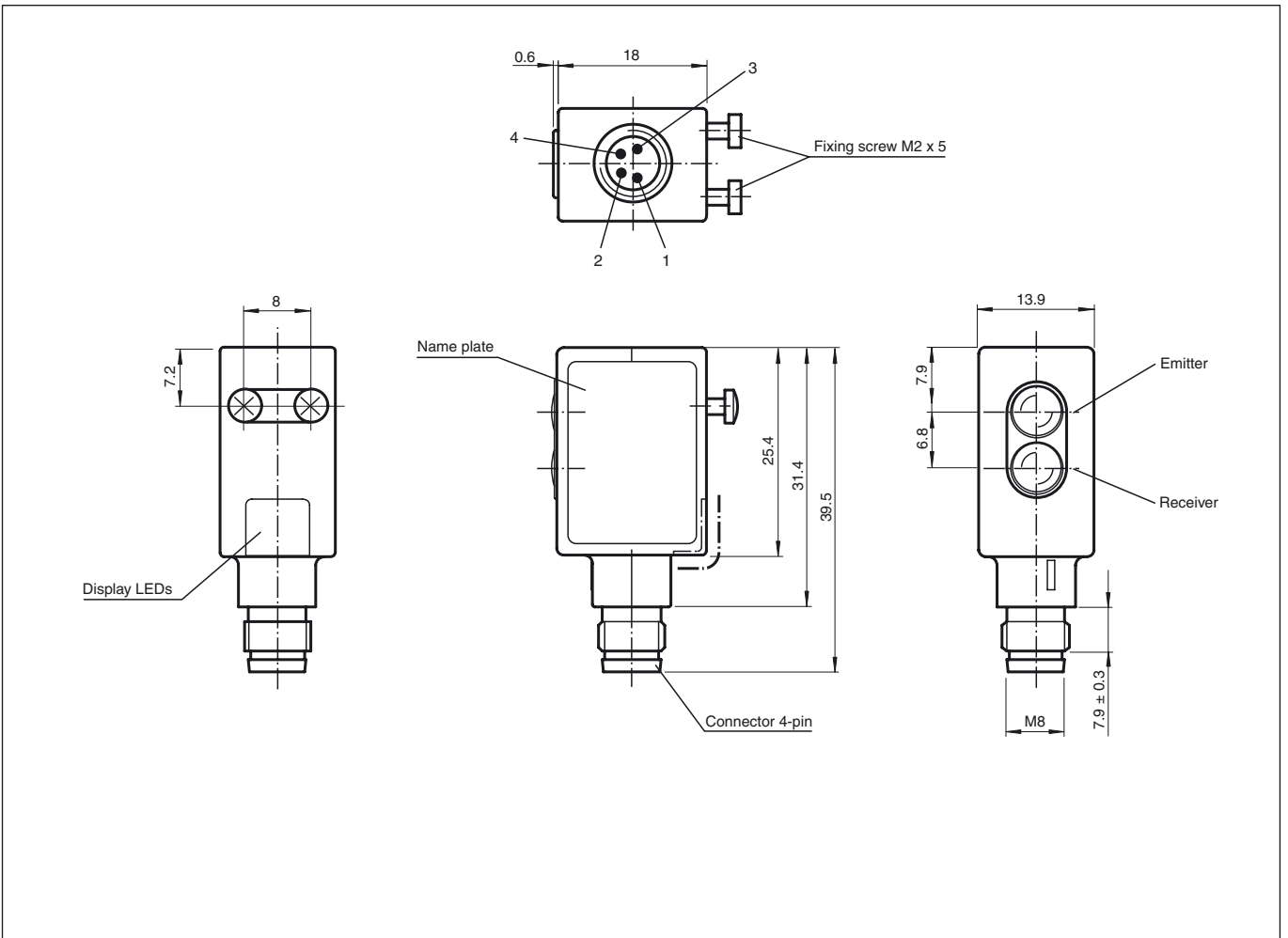


ML4.1-8-H-20-IR/95/110

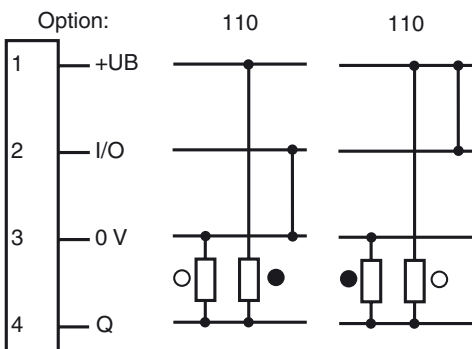
Curves/Diagrams



Dimensions



Electrical connection



○ = light on, ● = dark on