

Product characteristics

Inductive sensor

Metal housing Ø 4 mm

Quick disconnect

Sensing range 1.5 mm; [nf] non-flush mountable

Electrical data

Electrical design

DC PNP

Operating voltage [V]

10...30 DC

Current consumption [mA]

10 (24 V)

Reverse polarity protection

yes

Outputs

Output function

normally open

Voltage drop [V]

< 3

Current rating [mA]

100

Short-circuit protection

yes (non-latching)

Overload protection

yes

Switching frequency [Hz]

1800

Monitoring range

Sensing range [mm]

1.5

Real sensing range (Sr) [mm]

1.5 ± 10 %

Operating distance [mm]

0...1.2

Accuracy / deviations

Correction factors

mild steel = 1 / stainless steel approx. 0.7 / brass approx. 0.5 / aluminium approx. 0.4 / copper approx. 0.3

Hysteresis [% of Sr]

< 15

Switch-point drift [% of Sr]

-10...10

Environment

Ambient temperature [°C]

-25...80

Protection

IP 67

Tests / approvals

EMC

EN 60947-5-2

EN 55011:

class B

MTTF [Years]

835

Mechanical data

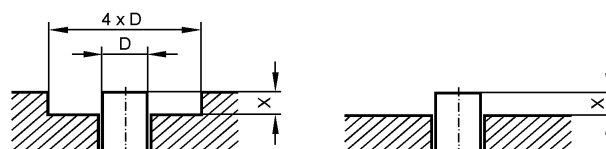
Mounting

non-flush mountable

Housing materials

housing: stainless steel; active face: POM (polyoxymethylene)

Installation

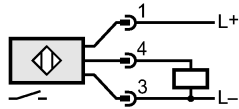



If Sr varies by < 10 % the following free space must be maintained:  
X > 1.5 mm for ferromagnetic materials  
X > 3.0 mm for other metals

# IZ5046 - Inductive sensor - eclass: 27270101 / 27-27-01-01

Weight	[kg]	0.02
Displays / operating elements		
Output status indication	LED	red (4 x 90°)
Electrical connection		
Connection		M8 connector

## Wiring



Accessories		
Accessories (included)		Mounting clamp
Remarks		
Pack quantity	[piece]	1