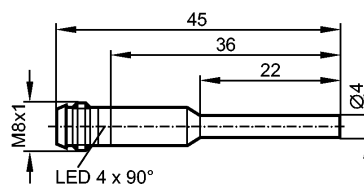


IZ5035

IZB30.8-BPKG/V2A/AS-514-TPS RT

Inductive sensors

Product characteristics

Inductive sensor

Metal housing Ø 4 mm

Quick disconnect

Sensing range 0.8 mm; [f] flush mountable

Electrical data

Electrical design	DC PNP
Operating voltage [V]	10...36 DC; cULus - Class 2 source required
Current consumption [mA]	15 (24 V)
Protection class	III
Reverse polarity protection	yes

Outputs

Output function	normally open
Voltage drop [V]	< 2.5
Current rating [mA]	100
Short-circuit protection	yes (non-latching)
Overload protection	yes
Switching frequency [Hz]	2000

Monitoring range

Sensing range [mm]	0.8
Real sensing range (Sr) [mm]	0.8 ± 10 %
Operating distance [mm]	0...0.65

Accuracy / deviations

Correction factors	mild steel = 1 / stainless steel approx. 0.7 / brass approx. 0.5 / aluminium approx. 0.4 / copper approx. 0.3	
Hysteresis [% of Sr]	1...15	
Switch-point drift [% of Sr]	-10...10	

Environment

Ambient temperature [°C]	-25...70
Protection	IP 65

Tests / approvals

EMC	EN 60947-5-2 EN 55011:	class B
MTTF [Years]	953	

Mechanical data

Mounting	flush mountable
Housing materials	housing: stainless steel (303S22); active face: POM (polyoxymethylene)
Weight [kg]	0.014

Displays / operating elements

IZ5035

IZB30.8-BPKG/V2A/AS-514-TPS RT

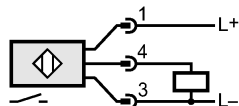

Inductive sensors

Output status indication	LED	red (4 x 90°)
--------------------------	-----	---------------

Electrical connection

Connection	M8 connector
------------	--------------

Wiring



Accessories

Accessories (included)	Mounting clamp
------------------------	----------------

Remarks

Pack quantity	[piece]	1
---------------	---------	---