

Product characteristics

Inductive sensor

Rectangular, plastics

Quick disconnect

Sensing range 2 mm; [f] flush mountable

Electrical data

Electrical design

DC PNP/NPN

Operating voltage [V]

5...36 DC; cULus - Class 2 source required

Protection class

III

Reverse polarity protection

no

Outputs

Output function

normally open / closed programmable

Voltage drop [V]

< 4.6

Minimum load current [mA]

4

Leakage current [mA]

< 0.8

Current rating [mA]

200

Short-circuit protection

no

Overload protection

no

Switching frequency [Hz]

2000

Monitoring range

Sensing range [mm]

2

Real sensing range (Sr) [mm]

2 ± 10 %

Operating distance [mm]

0...1.62

Accuracy / deviations

Correction factors

mild steel = 1 / stainless steel approx. 0.7 / brass approx. 0.4 / copper approx. 0.2 / aluminium approx. 0.3

Hysteresis [% of Sr]

1...15

Switch-point drift [% of Sr]

-10...20

Environment

Ambient temperature [°C]

-25...80

Protection

IP 67

Tests / approvals

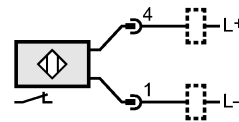
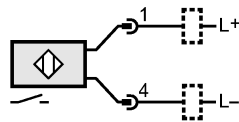
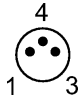
EMC

EN 61000-4-2 ESD: - CD / 15 kV AD  
 EN 61000-4-3 HF radiated: 10 V/m  
 EN 61000-4-4 Burst: 2 kV  
 EN 61000-4-5 Surge: 0.5 kV (line to line, Ri: 20hm)  
 EN 61000-4-6 HF conducted: 10 V  
 EN 55011: class B

**IS5044 - Inductive sensor - eclass: 27270101 / 27-27-01-01**

Vibration resistance		(10...55 Hz) / 1 mm amplitude, vibration duration 5 min., 30 min. per axis with resonance or 55 Hz
Shock resistance	EN 60068-2-6:	30 g (11 ms half sine; 3 shocks in each direction along the three coordinate axes)
MTTF [Years]	EN 60068-2-27 Ea	3755
Mechanical data		
Mounting		flush mountable
Housing materials		PBT
Tightening torque [Nm]		≤ 0.5 (with washer)
Weight [kg]		0.012
Displays / operating elements		
Output status indication LED		4 x red
Electrical connection		
Connection		M8 connector

**Wiring**



**Remarks**

Pack quantity [piece]	1
-----------------------	---