

1: threaded insert M3, depth 5.8 mm, max. tightening torque 1.2 Nm (screw fixing class 8.8) when brass insert in contact with counterpart.



Product characteristics

Inductive sensor

Rectangular, plastics

Quick disconnect

Sensing range 4 mm; [nf] non-flush mountable

Electrical data

Electrical design

DC PNP/NPN

Operating voltage [V]

10...55 DC

Protection class

II

Reverse polarity protection

yes

Outputs

Output function

normally open / closed programmable

Voltage drop [V]

< 4.6

Minimum load current [mA]

4

Leakage current [mA]

< 0.5

Current rating [mA]

300

Short-circuit protection

yes (non-latching)

Overload protection

yes

Switching frequency [Hz]

1200

Monitoring range

Sensing range [mm]

4

Real sensing range (Sr) [mm]

4 ± 10 %

Operating distance [mm]

0...3.25

Accuracy / deviations

Correction factors

mild steel = 1 / stainless steel approx. 0.7 / brass approx. 0.4 / aluminium approx. 0.3 / copper approx. 0.2

Hysteresis [% of Sr]

1...15

Switch-point drift [% of Sr]

-10...10

Environment

Ambient temperature [°C]

-25...80

Protection

IP 65

Tests / approvals

EMC

EN 60947-5-2

EN 55011:

class B

MTTF [Years]

1645

Mechanical data

Mounting

non-flush mountable

Housing materials

PBT

Weight [kg]

0.021

Displays / operating elements

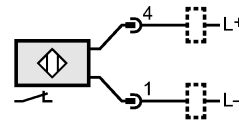
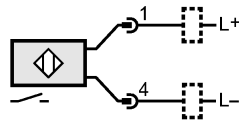
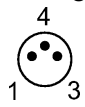
IN5258 - Inductive sensor - eclass: 27270101 / 27-27-01-01

Output status indication LED | red

Electrical connection

Connection | M8 connector

Wiring



Remarks

Pack quantity [piece] | 1