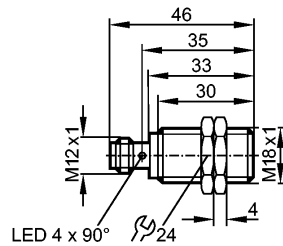


IGC202

IGB2008BARKG/M/US-104-ARS

Inductive sensors



Product characteristics

Inductive sensor

Metal thread M18 x 1

Quick disconnect

Increased sensing range

gold-plated contacts

Sensing range 8 mm; [f] flush mountable

Electrical data

Electrical design		DC PNP/NPN
Operating voltage	[V]	10...30 DC
Protection class		II
Reverse polarity protection		yes

Outputs

Output function		normally open
Voltage drop	[V]	< 2.5
Minimum load current	[mA]	2
Leakage current	[mA]	< 0.5
Current rating	[mA]	100
Short-circuit protection		yes (non-latching)
Overload protection		yes
Switching frequency	[Hz]	300

Monitoring range

Sensing range	[mm]	8
Real sensing range (Sr)	[mm]	8 ± 10 %
Operating distance	[mm]	0...6.5

Accuracy / deviations

Correction factors		mild steel = 1 / stainless steel approx. 0.7 / brass approx. 0.5 / aluminium approx. 0.4 / copper approx. 0.3
Hysteresis	[% of Sr]	3...15
Switch-point drift	[% of Sr]	-10...10

Environment

Ambient temperature	[°C]	-25...70
Protection		IP 68; "Coolant"

Tests / approvals

EMC	EN 61000-4-2 ESD:	4 kV CD / 8 kV AD
	EN 61000-4-3 HF radiated:	10 V/m
	EN 61000-4-4 Burst:	2 kV

IGC202

IGB2008BARKG/M/US-104-ARS

Inductive sensors

	EN 61000-4-6 HF conducted:	10 V
	EN 55011:	class B
MTTF	[Years]	2655

Mechanical data

Mounting	flush mountable
Housing materials	housing: brass white bronze coated; active face: LCP
Weight	[kg] 0.045

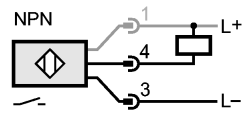
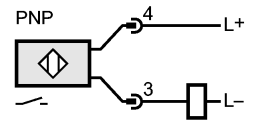
Displays / operating elements

Output status indication	LED	yellow (4 x 90°)
--------------------------	-----	------------------

Electrical connection

Connection	M12 connector; gold-plated contacts
------------	-------------------------------------

Wiring



Accessories

Accessories (included)	2 lock nuts
------------------------	-------------

Remarks

Remarks	Conventional 3-wire npn sensors can be replaced. In this case pin 1 (grey in the wiring diagram) is not used.
---------	---

Pack quantity	[piece] 1
---------------	-----------