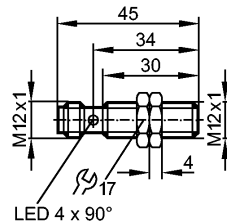




IFB3004BBPKG/US-104

Inductive sensors



Product characteristics

Inductive sensor

Metal thread M12 x 1

Quick disconnect

Increased sensing range

gold-plated contacts

Sensing range 4 mm; [f] flush mountable

Electrical data

Electrical design

DC PNP

Operating voltage [V]

10...30 DC

Current consumption [mA]

< 10

Protection class

II

Reverse polarity protection

yes

Outputs

Output function

normally open

Voltage drop [V]

< 2.5

Current rating [mA]

100

Short-circuit protection

yes

Overload protection

yes

Switching frequency [Hz]

700

Monitoring range

Sensing range [mm]

4

Real sensing range (Sr) [mm]

4 ± 10 %

Operating distance [mm]

0...3.25

Accuracy / deviations

Correction factors

mild steel = 1 / stainless steel approx. 0.7 / brass approx. 0.5 / aluminium approx. 0.4 / copper approx. 0.3

Hysteresis [% of Sr]

3...15

Switch-point drift [% of Sr]

-10...10

Environment

Ambient temperature [°C]

-25...70

Protection

IP 67

Tests / approvals

EMC

EN 61000-4-2 ESD: 4 kV CD / 8 kV AD

EN 61000-4-3 HF radiated: 10 V/m

EN 61000-4-4 Burst: 2 kV

EN 61000-4-6 HF conducted: 10 V

EN 55011: class B

MTTF [Years]

1527

UL approval number

A003

Mechanical data

Mounting

flush mountable

Housing materials

brass white bronze coated; active face: PBT orange; LED window: PEI; lock nuts: brass white bronze coated

Weight [kg]

0.024

IFS204 - Inductive sensor - eclass: 27270101 / 27-27-01-01

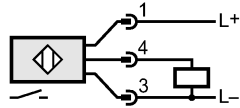
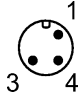
Displays / operating elements

Output status indication LED | 4 x yellow

Electrical connection

Connection | M12 connector; gold-plated contacts

Wiring



Accessories

Accessories (included) | 2 lock nuts

Remarks

Pack quantity [piece] | 1