

Product characteristics

Inductive sensor

Metal thread M8 x 1

Quick disconnect

Sensing range 4 mm; [nf] non-flush mountable

Electrical data

Electrical design

DC PNP

Operating voltage [V]

10...36 DC; to PELV; cULus - Class 2 source required

Current consumption [mA]

15 (24 V)

Protection class

III

Reverse polarity protection

yes

Outputs

Output function

normally open

Voltage drop [V]

< 2.5

Current rating [mA]

200

Short-circuit protection

yes (non-latching)

Overload protection

yes

Switching frequency [Hz]

800

Monitoring range

Sensing range [mm]

4

Real sensing range (Sr) [mm]

4 ± 10 %

Operating distance [mm]

0...3.25

Accuracy / deviations

Correction factors

mild steel = 1 / stainless steel approx. 0.7 / brass approx. 0.5 / aluminium approx. 0.4 / copper approx. 0.3

Hysteresis [% of Sr]

1...20

Switch-point drift [% of Sr]

-10...10

Environment

Ambient temperature [°C]

-25...70

Protection

IP 65 / IP 67; with ifm socket duly screwed on

Tests / approvals

EMC

EN 55011: class B

EN 60947-5-2

EN 61000-4-2 ESD: 4 kV CD / 8 kV AD

EN 61000-4-3 HF radiated: 10 V/m

EN 61000-4-4 Burst: 2 kV

EN 61000-4-5 Surge: 0.5 kV (line to line, Ri: 20hm)

EN 61000-4-6 HF conducted: 10 V

MTTF [Years]

2408

Mechanical data

Mounting

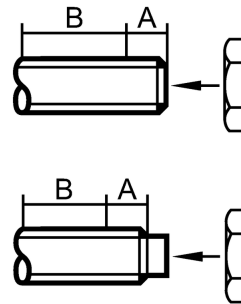
non-flush mountable

Housing materials

brass special coating; cover: LCP orange; lock nuts: brass

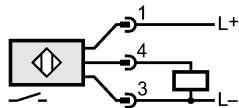
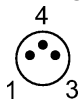
IE5329 - Inductive sensor - eclass: 27270101 / 27-27-01-01

Installation



Tightening torque	[Nm]	≤ 1 (A = 5 mm) ≤ 2 (B)
Weight	[kg]	0.021
Displays / operating elements		
Output status indication	LED	yellow (4 x 90°)
Electrical connection		
Connection		M8 connector

Wiring



Accessories

Accessories (included)		2 lock nuts
------------------------	--	-------------

Remarks

Pack quantity	[piece]	1
---------------	---------	---