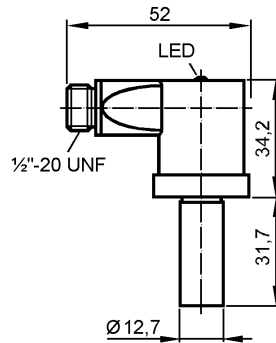




IFG2002-ABKA/LS-100-AK

Inductive sensors



Product characteristics

Inductive sensor

Metal housing for pneumatic and hydraulic cylinders

Quick disconnect

Pressure rating: 3000 psi

Weld field immune

Sensing range 2 mm; [f] flush mountable

Electrical data

Electrical design

AC/DC

Operating voltage [V]

20...250 AC/DC (47...63 Hz AC)

Reverse polarity protection

yes

Outputs

Output function

normally open

Voltage drop [V]

< 7

Minimum load current [mA]

8

Leakage current [mA]

< 1.7

Current rating

- Current rating (continuous) [mA]

300

- Current rating (peak) [mA]

300

Short-circuit protection

yes (non-latching)

Overload protection

yes

Switching frequency [Hz]

20

Monitoring range

Sensing range [mm]

2

Real sensing range (Sr) [mm]

2 ± 10 %

Accuracy / deviations

Correction factors

stainless steel approx. 0.7 / brass approx. 0.4 / aluminium approx. 0.3

Hysteresis [% of Sr]

5

Switch-point drift [% of Sr]

-0.5...+ 0.5

Environment

Ambient temperature [°C]

-25...70

Protection

IP 67

Mechanical data

Mounting

flush mountable

Housing materials

aluminium

Displays / operating elements

Output status indication LED

red

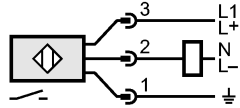
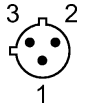
I90002 - Inductive sensor - eclass: 27270101 / 27-27-01-01

Power LED | green

Electrical connection

Connection | 1/2" UNF-Connector

Wiring



Remarks

Pack quantity [piece] | 1

ifm efector, inc. • 1100 Atwater Drive • Malvern • PA 19355 — We reserve the right to make technical alterations without prior notice. — US — I90002 — 06.03.2003
no longer available - archive entry