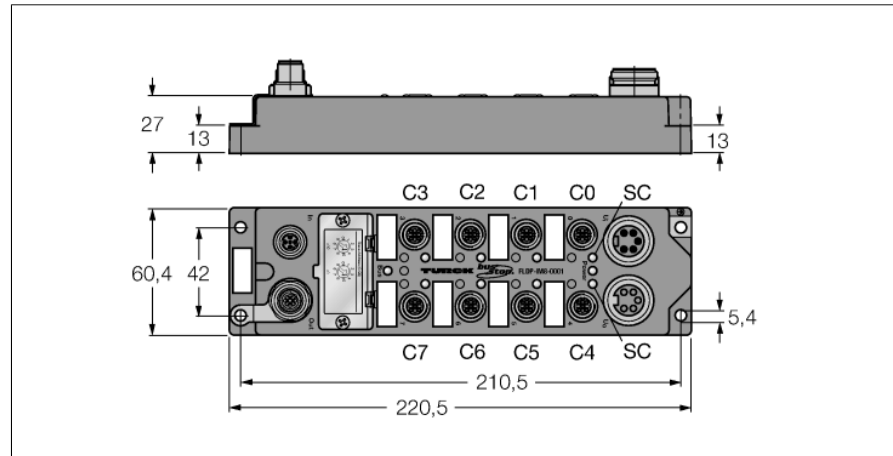
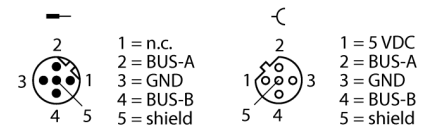


Fieldbus I/O module PROFIBUS-DP
8 digital PNP inputs
FLDP-IM8-0001

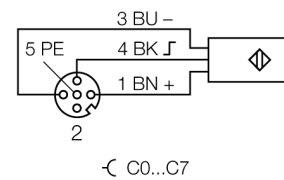


- One input per connector
- Module-related diagnostics
- Fibre-glass reinforced PA6 housing
- Vibration and shock-resistant
- Encapsulated module electronics
- Metal connector
- Protection class IP67

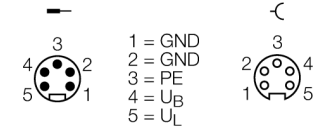
M12 × 1 Fieldbus



M12 × 1 Input



7/8" Power Supply



Type designation	FLDP-IM8-0001
Ident no.	6825320
Number of channels	8
Operating / load voltage	18...30 VDC
Operating current	< 110 mA
Voltage supply connection	2 x 7/8"
Inputs	
Number of channels	(8) 2/3-wire pnp sensors
Input voltage	18...30 VDC via operating voltage
Supply current	< 500 mA 4 channel each, short-circuit proof
Switching threshold	2 mA / 4 mA
Input delay	2.5 ms
Switching frequency	≤ 250 Hz
Max. input current	7 mA
Potential separation	galvanic isolation against the bus
Fieldbus transmission rate	9.6 kbps ... 12 Mbps
Fieldbus addressing	0 ... 99 (decimal) via two coded rotary switches
Electrical isolation	to operating and load voltage
Dimensions (W x L x H)	60 x 220.5 x 27mm
Housing material	fibre-glass reinforced Polyamide (PA6-GF30)
Halogen-free	yes
Mounting	4 mounting holes Ø 5,4 mm
Operating temperature	0...+55 °C
Storage temperature	-25 ... +70 °C
Altitude	max.5000 m
Vibration test	as per EN 60068-2-6
Shock test	as per EN 60068-2-27
Electro-magnetic compatibility	according to EN 61000-6-2/EN 61000-6-4
Protection class	IP67
MTTF	211 years acc. to SN 29500 (Ed. 99) 20 °C
Approvals	CE, cULus
UL conditions	pol. deg.2, env. temp. max. 40 °C, cl.2 ps req.

Fieldbus I/O module PROFIBUS-DP
8 digital PNP inputs
FLDP-IM8-0001

TURCK

Industrial
Automation

Data in process image

C1P4: Male Connector 1, 4-pole

SC: Short-circuit - group signal

UB: UB < 18 VDC

		Bit 7	Bit 6	Bit 5	Bit 4	Bit 3	Bit 2	Bit 1	Bit 0
Input	Byte 0	C7P4	C6P4	C5P4	C4P4	C3P4	C2P4	C1P4	C0P4
Diagnostics	Byte 0	-	-	-	-	-	UB	-	SC