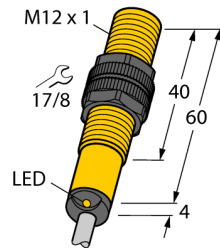
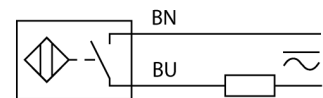


Inductive sensor
With extended temperature range
BI2-S12-AZ31X/S100



- Threaded barrel, M12 x 1
- Plastic, PA12-GF30
- Temperatures up to +100 °C
- AC 2-wire, 20...250 VDC
- DC 2-wire, 10...300 VDC
- NO contact
- Cable connection

Wiring Diagram

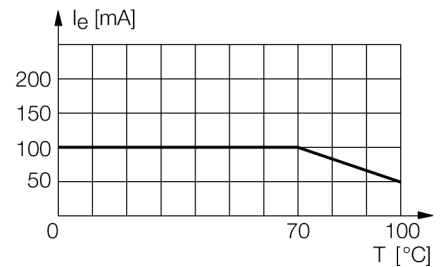


Functional principle

Inductive sensors detect metal objects contactless and wear-free. For this purpose they use a high-frequency electromagnetic AC field that interacts with the target. The sensors hosting a ferrite core coil generate the AC field through an LC resonant circuit.

Special versions are available for ambient temperatures between -60°C and +250°C.

Derating Curve



Type designation	BI2-S12-AZ31X/S100
Ident no.	1302001
Rated switching distance S_n	2 mm
Mounting conditions	Flush
Secured operating distance	≤ (0,81 x S _n) mm
Correction factors	St37 = 1; Al = 0.3; stainless steel = 0.7; Ms = 0.4
Repeat accuracy	≤ 2 % of full scale
Temperature drift	≤ ± 10 %
Hysteresis	≤ ± 20 %, ≥ +70 °C
Ambient temperature	3...15 %
	-25...+100 °C
Operating voltage	20...250VAC
Operating voltage	10...300 VDC
AC rated operational current	≤ 100 mA
DC rated operational current	≤ 100 mA
Rated operational current	See derating curve
Frequency	≥ 50...≤ 60 Hz
Residual current	≤ 1.7 mA
Isolation test voltage	≤ 1.5 kV
Surge current	≤ 1 A (≤ 10 ms max. 5 Hz)
Voltage drop at I _e	≤ 6 V
Output function	2-wire, NO contact
Smallest operating current I _o	≥ 3 mA
Switching frequency	0.02 kHz
Design	Threaded barrel, M12 × 1
Dimensions	60 mm
Housing material	Plastic, PA12-GF30
Active area material	Plastic, PA12-GF30
End cap	Plastic, EPTR
Max. tightening torque housing nut	1 Nm
Electrical connection	Cable
Cable quality	5.2 mm, LiYY-T105, PVC, 2m
Cable cross section	2 x 0.5 mm ²
Vibration resistance	55 Hz (1 mm)
Shock resistance	30 g (11 ms)
Protection class	IP67
MTTF	2283 years acc. to SN 29500 (Ed. 99) 40 °C
Switching state	LED red

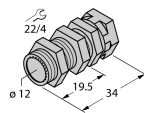
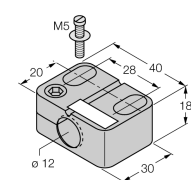
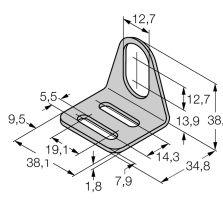
Inductive sensor
With extended temperature range
BI2-S12-AZ31X/S100

Distance D	2 x B
Distance W	3 x Sn
Distance T	3 x B
Distance S	1.5 x B
Distance G	6 x Sn
<hr/>	
Diameter active area B	Ø 12 mm



**Inductive sensor
With extended temperature range
BI2-S12-AZ31X/S100**

Accessories

Type code	Ident no.	Description	
QM-12	6945101	Quick-mount bracket with dead-stop; material: Chrome-plated brass Male thread M16 x 1. Note: The switching distance of proximity switches can be reduced by the use of quick-mount brackets.	
BST-12B	6947212	Fixing clamp for threaded barrel devices, with dead-stop; material: PA6	
MW-12	6945003	Mounting bracket for threaded barrel devices; material: Stainless steel A2 1.4301 (AISI 304)	
BSS-12	6901321	Mounting bracket for smooth and threaded barrel devices; material: Polypropylene	