

MODEL NUMBER

11-11330-00

PRODUCT LINE

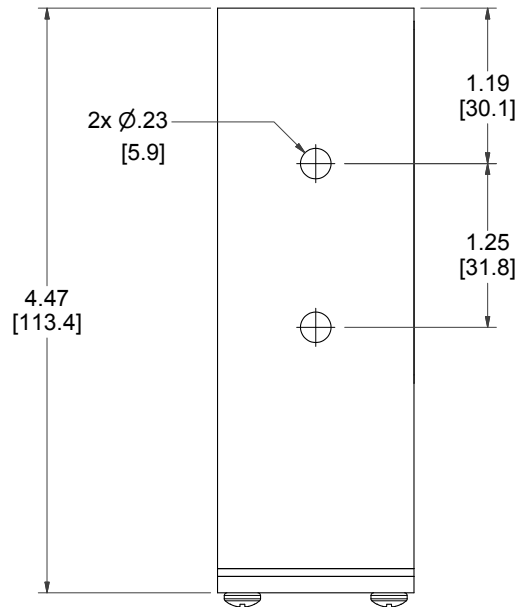
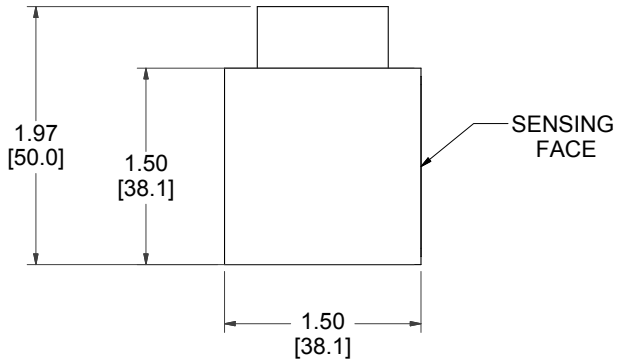
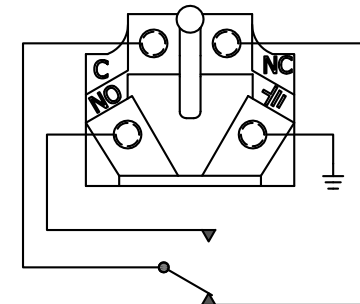
GO™ Switch 10/20 Series

SPECIFICATIONS

Model	11 Model
Contact Form	SPDT (Form C)
Sensing Range	Standard approx. 3/8" side
Outlet Position	Right of sensing area
Enclosure Material	Brass w/polyurethane
Area Classification	CSA/FM Cl I, Div 2
Wiring Options	Terminal block - 1/2" NPT
Regional Certification	No regional certification
Custom Field	

WIRING DIAGRAM

10/20 SERIES TERMINAL SPDT FORM C



NAMEPLATE



CL I DIV 2, GRPS A,B,C,D; CL II DIV 1, GRPS E,F,G; CL III;  
 Tc:Ta - 50°C - Ts: 60°C/90°C  
 ELECTRICAL RATING: 120VAC/10A, 24VDC/3A RESISTIVE; 480VAC/240VDC MAX  
 LEAD SEAL IS REQUIRED WITHIN 18" OF ENCLOSURE.  
 CAUTION: KEEP COVER TIGHT WHILE CIRCUITS ARE LIVE.

Model #: Serial #:



www.electrosupply.com  
 sales@electrosupply.com  
 1-800-663-6576